

UXBRIDGE SCHOOL COMMITTEE

February 23, 2016

UXBRIDGE HIGH SCHOOL LIBRARY

School Committee Members in Attendance:

	Present	Absent
Melanie King, Chair		X
Sean Dugan, Vice Chair	X	
Debbie Stark, Secretary	X	
Jane Keegan, Member	X	
Charlene Miller, Member	X	
Jen Modica, Member	X	
Michelle Taparausky, Member		X

1. Call to Order

Mr. Dugan, Vice-Chair, called the meeting to order at 7:00PM.

Mr. Dugan said that the level 3 grievance scheduled to be discussed in executive session would not be discussed until an upcoming meeting so that all members of the School Committee could hear the grievance.

Mr. Dugan entertained a motion to enter into executive session with new business to follow. Ms. Keegan moved the motion. Ms. Modica seconded the motion. **By roll call vote: Ms. Modica-YES, Ms. Stark-YES, Mr. Dugan-YES, Ms. Keegan-YES, Ms. Miller-YES.**

The meeting adjourned from regular session to enter into executive at 7:02 PM.

2. EXECUTIVE SESSION

**Level 3 Grievance - Personnel Matter
Business Manager Employment Contract**

The School Committee reentered regular session at 7:08

3. Public Comment

None

4. FY16 Budget

Don Sawyer told the Committee that it needs to determine how to fund and offset the FY16 deficit of \$473,874. This amount is the result of unanticipated special education expenses.

The Committee decided to apply funds from the school-choice in account to fund the shortage.

Mr. Dugan made a motion that the School Committee authorize the use of school choice in funds to offset any budgetary deficits as a result of the fiscal year 2016 special education out of district service expenses and direct the business manager to report these expenses to the Department of Elementary and Secondary Education and that the reporting method accounts for all special education expenses and serves the best interest of the district. Ms. Keegan seconded the motion. The Committee voted in favor of the motion 5-0-0. The motion passed.

5. School Committee Vote on FY17 School Department Budget & Submission to Town Manager (A)

Mr. Carney reminded the public and the Committee that the Committee had directed him to study the district's special education costs, both internally and out-of-district. In his studies, Mr. Carney noticed that the district has much higher than the state average costs associated with "other teaching services", which includes paraprofessionals. In his analysis, he also found a special education audit conducted in 2010 for the district. In the report there were several programmatic recommendations that have not been implemented in the district. He asked the principals and special administration directors to look at programming options that could provide more effective practices, which did not include overstaffing. After looking at the recommendations of the audit, and current staffing levels, the administration has determined that the district can reduce its paraprofessional staff by 14 positions at this time. It is a possibility that further analysis will identify additional positions that could be reduced.

Ms. Stark expressed concern that if too many reductions are made, and if the district must reinstate some positions in FY17, the district would not have enough money in the budget to fund the added positions and would run a deficit.

There will be a budget reduction of \$321,056 as a result of the paraprofessional reductions.

With all recommended reductions, additional revenue sources, and budget revisions the district's budget is currently \$95,685 over the town manager's recommendation. Mr. Sawyer told the Committee that the overage would likely be reduced by the Spring town meeting and if it is not there are still many reduction options the Committee can consider.

Mr. Dugan entertained a motion that the School Committee move that in accordance with article 6 sections 2b and 6d of the town of Uxbridge charter, stating at least 75 days prior to the date on which the town meeting is to convene in its annual session, the Committee formally submits to the town manager the following fiscal year 2017 budget request and authorizes the school business manager to formally communicate this request on the Committee's behalf. Account number 300000 School department total \$19,436,134 and account number 300400, School bus transportation in the total of \$1,231,665. Ms. Modica moved the motion. Ms. Keegan seconded the motion. The Committee voted in favor of the motion 5-0-0. The motion passed.

6. 2016-2017 School Calendar - Second Reading (A)

The high school requested that 3 early release days be added to the calendar so that they can use the afternoon time to prepare for the NEASC visit and accreditation that will occur in 2018.

Ms. Keegan made a motion that the School Committee approve, for the calendar, for the 16-17 academic year, for Uxbridge High School only, half days to be scheduled on January 12, February 24 and April 13. Ms. Stark seconded the motion. The Committee voted in favor of the motion 5-0-0. The motion passed.

7. Superintendent's Report

Mr. Carney said he hopes to have his budget document ready by March 1, 2016.

8. Old/New Business

Ms. Miller asked if the Committee could receive an update on how the new Math curriculum that was approved by the Committee 2 years ago is progressing in the lower two schools.

Mr. Carney said he anticipates having that presentation at the March 15, 2016 meeting.

9. Meeting Minutes- January 5, January 19, February 2, 2016

Mr. Dugan entertained a motion the School Committee approve the meeting minutes of January 5 as written. Ms. Modica moved the motion. Ms. Stark seconded the motion. The Committee voted in favor of the motion 5-0-0. The motion passed.

Minutes from January 19 and February 2 were passed over.

10. Next School Committee Meeting - March 1, 2016

11. Adjournment

The meeting adjourned at 8:16 PM.

Respectfully Submitted,




Debbie Stark

Uxbridge School Committee Secretary

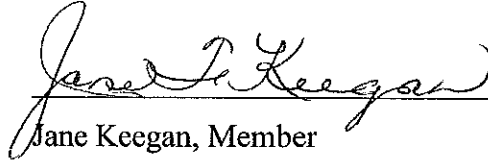
School Committee Members:

Melanie King, Chair

Sean Dugan, Vice-Chair




Debbie Stark, Secretary



Jane Keegan, Member



Charlene Miller, Member



Jen Modica, Member

Michelle Taparowsky, Member

FY2017
UXBRIDGE SCHOOL DEPARTMENT BUDGET

ACCOUNT NO	ACCOUNT DESCRIPTION	FY13 Actual \$	FY14 Actual \$	FY15 Actual \$	FY16 BUDGET	TOTAL Expense	SPED 94-142	Title IIA	Early Child	TITLE 1
100.301.5300.00000000.2.1110.4.8	SCHOOL COMMITTEE ADVERTISING	\$ 99	\$ 4,978	\$ 3,188	\$ 5,500	\$ 5,500				
100.301.5300.00000000.2.1110.5.8	SCHOOL COMMITTEE FEE & SERVICES	\$ -	\$ -	\$ -	\$ -	\$ -				
100.301.5300.00000000.2.1430.4.8	SCHOOL COMMITTEE LEGAL SERVICES	\$ 31,946	\$ 16,684	\$ 11,443	\$ 17,271	\$ 17,271				
100.301.5340.00000000.2.1110.5.8	SCHOOL COMMITTEE PRINTING	\$ 456	\$ 362	\$ 368	\$ 500	\$ 500				
100.301.5380.00000000.2.1110.5.8	SCHOOL COMMITTEE REFERENCE MATERIALS	\$ -	\$ -	\$ -	\$ -	\$ -				
100.301.5580.00000000.2.1110.5.8	SCHOOL COMMITTEE MEMBERSHIPS	\$ 5,813	\$ 4,982	\$ 5,688	\$ 8,080	\$ 8,080				
TOTAL SC SALARIES \$ -										
TOTAL SC NON-SALARIES \$ 38,444 \$ 27,549 \$ 20,636 \$ 32,851										
100.302.5110.00000000.1.1210.1.8	CENTRAL ADMIN SUPERINTENDENT	\$ 125,000	\$ 127,500	\$ 127,500	\$ 127,500	\$ 127,500				
100.302.5110.00000000.1.1210.2.8	CENTRAL ADMIN SUPERINTENDENT'S ADMIN	\$ 54,878	\$ 56,048	\$ 57,138	\$ 58,262	\$ 58,262				
100.302.5110.00000000.1.1410.1.8	CENTRAL ADMIN BUSINESS & FINANCE MANAGER	\$ 103,763	\$ 103,793	\$ 105,874	\$ 107,991	\$ 110,151				
100.302.5110.00000000.1.1410.2.8	CENTRAL ADMIN ADMINISTRATIVE & FINANCIAL SECRETARIES	\$ 72,402	\$ 74,320	\$ 76,338	\$ 78,419	\$ 80,500				
100.302.5210.00000000.1.1410.2.8	CENTRAL ADMIN HEATING	\$ 8,000	\$ 8,000	\$ 8,000	\$ 8,000	\$ 8,000				
100.302.5210.00000000.2.4130.6.8	CENTRAL ADMIN ELECTRICITY	\$ -	\$ 2,000	\$ -	\$ 2,000	\$ 2,000				
100.302.5230.00000000.2.4130.6.8	CENTRAL ADMIN WATER AND SEWER	\$ 29,338	\$ 32,614	\$ 30,379	\$ 35,600	\$ 35,600				
100.302.5270.00000000.2.5350.4.8	CENTRAL ADMIN BUILDING RENTALS & LEASES	\$ 4,416	\$ 4,416	\$ 4,416	\$ 4,500	\$ 4,500				
100.302.5290.00000000.2.4110.4.8	CENTRAL ADMIN CUSTODIAL SERVICES	\$ 7,127	\$ 9,122	\$ 3,500	\$ 6,000	\$ 6,000				
100.302.5343.00000000.2.1210.6.8	CENTRAL ADMIN POSTAGE & MAILING	\$ 1,351	\$ 2,851	\$ 3,464	\$ 4,000	\$ 4,000				
100.302.5390.00000000.2.4130.6.8	CENTRAL ADMIN TELEPHONES & INTERNET	\$ 878	\$ 2,404	\$ 185	\$ 1,500	\$ 1,500				
100.302.5390.00000000.2.1210.4.8	CENTRAL ADMIN PROFESSIONAL DEVELOPMENT	\$ 3,590	\$ 6,145	\$ 3,958	\$ 5,815	\$ 5,815				
100.302.5420.00000000.2.1210.5.8	CENTRAL ADMIN SUPPLIES	\$ 3,950	\$ 7,865	\$ 9,135	\$ 7,085	\$ 7,085				
100.302.5730.00000000.2.1210.6.8	CENTRAL ADMIN MEMBERSHIPS	\$ -	\$ -	\$ -	\$ -	\$ -				
TOTAL CENTRAL ADMIN SALARIES \$ 354,143 \$ 361,666 \$ 360,850 \$ 372,162										
TOTAL CENTRAL ADMIN NON-SALARIES \$ 82,699 \$ 90,477 \$ 67,635 \$ 78,500										
100.303.5110.00000000.1.1450.3.8	DISTRICT TECHNOLOGY & COMPUTER TECHNICIANS	\$ 144,652	\$ 135,551	\$ 146,622	\$ 139,384	\$ 139,384				
100.303.5110.00000000.1.2110.1.1	DISTRICT DIRECTOR OF CURRICULUMS & ASSESSMENTS	\$ 84,680	\$ 86,353	\$ 88,027	\$ 90,000	\$ 90,000				
100.303.5110.00000000.1.2110.1.2	DISTRICT SPECIAL EDUCATION DIRECTOR	\$ 95,860	\$ 97,798	\$ 99,754	\$ 101,749	\$ 101,749				
100.303.5110.00000000.1.2210.2.2	DISTRICT SPECIAL EDUCATION SECRETARY	\$ 520	\$ 11,283	\$ 13,961	\$ 13,782	\$ 13,782				41,409
100.303.5110.00000000.1.2220.1.2	DISTRICT DEPARTMENT HEADS	\$ 75,653	\$ 5,941	\$ 11,996	\$ 11,996	\$ 11,996				
100.303.5110.00000000.1.2220.1.2	DISTRICT SPEECH/OT/PT/BCBA	\$ 79,300	\$ 80,886	\$ 82,504	\$ 84,154	\$ 84,154				
100.303.5110.00000000.1.2220.1.2	DISTRICT PSYCHOLOGIST	\$ -	\$ -	\$ -	\$ -	\$ -				
100.303.5110.00000000.1.2800.1.2	DISTRICT PLANT EMPLOYEES	\$ 149,563	\$ 167,182	\$ 162,240	\$ 164,179	\$ 164,179				
100.303.5110.00000000.1.4110.1.8	DISTRICT CUSTODIAL SUBS	\$ 35,816	\$ -	\$ 6,769	\$ 9,600	\$ 9,600				
100.303.5111.00000000.1.4110.3.8	DISTRICT SPECIAL EDUCATION MEDICAL SERVICES OVERTIME	\$ -	\$ -	\$ 12,526	\$ 48,000	\$ 48,000				
100.303.5130.00000000.1.2320.1.2	DISTRICT DIAGNOSTIC TESTING	\$ 5,226	\$ 9,835	\$ 7,289	\$ 12,774	\$ 12,774				
100.303.5195.00000000.1.2357.4.1	DISTRICT MENTOR TEACHERS STIPEND	\$ 3,540	\$ 3,159	\$ 3,159	\$ 3,159	\$ 3,159				
100.303.5195.00000000.1.2357.4.1	DISTRICT LEAD NURSE STIPEND	\$ 21,636	\$ 11,785	\$ 26,165	\$ 20,850	\$ 25,850				
100.303.5240.00000000.2.4210.5.8	DISTRICT GROUNDS MAINTENANCE & REPAIRS	\$ 2,919	\$ 4,137	\$ 343,885	\$ 297,793	\$ 303,570				
100.303.5240.00000000.2.4220.5.8	DISTRICT BUILDING MAINTENANCE & REPAIRS	\$ 444,017	\$ 323,214	\$ 5,327	\$ 8,000	\$ 8,000				
100.303.5240.00000000.2.4230.4.8	DISTRICT VEHICLE REPAIRS & MAINTENANCE	\$ 2,919	\$ 4,137	\$ 5,327	\$ 8,000	\$ 8,000				
100.303.5290.00000000.2.4110.4.8	DISTRICT CONTRACT CLEANING SERVICES	\$ 28,713	\$ 21,566	\$ 22,893	\$ 21,913	\$ 21,913				
100.303.5290.00000000.2.4130.4.8	DISTRICT SOLID WASTE REMOVAL SERVICES	\$ 10,000	\$ 5,000	\$ 5,000	\$ 5,000	\$ 5,000				
100.303.5300.00000000.2.1410.4.8	DISTRICT INDEPENDENT AUDITOR SERVICES	\$ 90,359	\$ 100,564	\$ 96,138	\$ 107,000	\$ 107,000				
100.303.5300.00000000.2.1450.4.8	DISTRICT MIS AND TECHNOLOGY SERVICES	\$ 310,433	\$ 323,715	\$ 429,646	\$ 426,861	\$ 422,886				
100.303.5300.00000000.2.2320.4.2	DISTRICT SPECIAL EDUCATION VISION AND MEDICAL SERVICES	\$ 9,616	\$ 1,459	\$ 1,077	\$ 1,200	\$ 1,200				
100.303.5300.00000000.2.2410.5.3	DISTRICT ENGLISH AS A SECOND LANGUAGE INSTRUCTION AND DEVELOP	\$ 24,756	\$ 17,165	\$ 12,230	\$ 8,000	\$ 8,000				
100.303.5300.00000000.2.2800.4.2	DISTRICT PSYCHOLOGICAL EVALUATIONS	\$ 695,273	\$ 1,068,730	\$ 1,569,516	\$ 1,432,112	\$ 1,393,766				
100.303.5300.00000000.2.3200.4.8	DISTRICT DOCTOR AND MEDICAL SERVICES	\$ 7,500	\$ 3,945	\$ 6,846	\$ 25,000	\$ 25,000				
100.303.5300.00000000.2.9100.4.2	DISTRICT PLACEMENT AND TREATMENT	\$ 203	\$ -	\$ -	\$ -	\$ -				
100.303.5320.00000000.2.2357.6.1	DISTRICT TUITION REIMBURSEMENT	\$ 110,160	\$ 310,987	\$ 99,198	\$ 151,714	\$ 218,714				
100.303.5320.00000000.2.9100.4.4	DISTRICT TUITON AGE VOCATIONAL	\$ -	\$ -	\$ -	\$ -	\$ -				
100.303.5340.00000000.2.4130.6.8	DISTRICT COMMUNICATIONS	\$ 9,804	\$ 5,320	\$ 5,827	\$ 9,800	\$ 9,800				
100.303.5350.00000000.2.1210.4.8	DISTRICT ADMIN TRAINING AND PROFESSIONAL DEVELOPMENT	\$ 3,273	\$ 11,841	\$ 7,559	\$ 13,600	\$ 13,610				
100.303.5350.00000000.2.1210.4.8	DISTRICT TRAINING AND PROFESSIONAL DEVELOPMENT	\$ 4,322	\$ 7,966	\$ 4,162	\$ 4,195	\$ 3,828				
100.303.5350.00000000.2.2357.4.2	DISTRICT SPED TRAINING AND PROFESSIONAL DEVELOPMENT	\$ 265	\$ -	\$ -	\$ 450	\$ 1,200				
100.303.5350.00000000.2.4110.6.8	DISTRICT CUSTODIAL TRAINING AND PROFESSIONAL DEVELOPMENT	\$ 110,160	\$ 310,987	\$ 99,198	\$ 151,714	\$ 218,714				
100.303.5510.00000000.2.1450.5.8	DISTRICT TECHNOLOGY HARDWARE AND SOFTWARE UPGRADE AND REP	\$ (13,729)	\$ 3,319	\$ 293	\$ 28,500	\$ 28,900				
100.303.5510.00000000.2.2410.5.2	DISTRICT TEXTBOOKS MATERIALS	\$ 9,648	\$ 14,670	\$ 9,978	\$ 8,594	\$ 11,940				
100.303.5510.00000000.2.2410.5.2	DISTRICT SPECIAL EDUCATION EDUCATIONAL SUPPLIES	\$ 2,385	\$ 2,609	\$ 2,149	\$ 1,200	\$ 2,500				
100.303.5510.00000000.2.2620.5.2	DISTRICT SPECIAL EDUCATION EQUIPMENT	\$ 1,333	\$ 4,984	\$ 9,083	\$ 3,654	\$ 3,629				
100.303.5510.00000000.2.3100.4.2	DISTRICT ATTENDANCE & PARENT LIAISON SERVICES	\$ 6,250	\$ 3,400	\$ 10,130	\$ 6,500	\$ 11,550				
100.303.5580.00000000.2.2800.5.2	DISTRICT PSYCHOLOGICAL SUPPLIES AND MATERIALS	\$ 1,695	\$ 1,985	\$ 1,957	\$ 1,500	\$ 1,500				
100.303.5580.00000000.2.2357.5.8	DISTRICT PROFESSIONAL DEVELOPMENT SUPPLIES	\$ 1,450	\$ 6,457	\$ 1,982	\$ 2,155	\$ 1,500				
100.303.5710.00000000.2.2410.6.2	DISTRICT SPECIAL EDUCATION AGGREGATE MILEAGE REIMBURSEMENT	\$ -	\$ -	\$ -	\$ -	\$ -				
100.303.5730.00000000.2.2320.4.2	DISTRICT SPECIAL EDUCATION DUES AND MEMBERSHIPS	\$ 39,437	\$ 28,124	\$ 28,161	\$ 50,627	\$ 39,000				
100.303.5735.00000000.2.4110.5.8	DISTRICT CUSTODIAL CLEANING SUPPLIES	\$ -	\$ -	\$ -	\$ -	\$ -				

ACCOUNT NO	ACCOUNT DESCRIPTION	FY13 Actual \$	FY14 Actual \$	FY15 Actual \$	FY16 BUDGET	FY17 TOTAL Expense	SPED 9/25/12	Title I/A	Early Child	TITLE I
TRANSPORTATION:										
100.390.5330.00000000.2.3300.4.1	GENERAL PUPIL TRANSPORTATION	\$ 683,640	\$ 743,268	\$ 732,481	\$ 833,069	\$ 901,336				
100.390.5330.00000000.2.3300.4.2	SPED PUPIL TRANSPORTATION (IN DISTRICT)	\$ 140,987	\$ 144,514	\$ 151,722	\$ 163,275	\$ 178,747				
100.390.5300.00000000.2.3300.4.2	SPED PUPIL TRANSPORTATION (OUT OF DISTRICT)	\$ 323,332	\$ 434,672	\$ 250,922	\$ 151,582	\$ 151,582				
100.390.5330.00000000.2.3300.4.4	Chapter 74 Vocational Transportation	\$ 5,963	\$ 5,400	\$ 28,628	\$ -	\$ -				
		\$ 1,153,921	\$ 1,327,854	\$ 1,161,753	\$ 1,147,926	\$ 1,231,665				

FY16 SALARY DETAIL

Note: Includes General Fund, Grant, and Other Funding Salaries

	FY13		FY14		FY15	
	FTE's	Salary \$	FTE's	Salary \$	FTE's	Salary \$
UNIT A	162,330	\$ 10,868,163	164,115	\$ 11,082,029		
UNIT C	9,000	\$ 310,768	9,500	\$ 324,221		
UNIT D	53,000	\$ 1,137,800	54,100	\$ 1,526,087		
ADMIN / DISTRICT	21,000	\$ 1,446,931	22,500	\$ 1,580,281		
STIPENDS		\$ 234,059		\$ 243,502		
OTHER	0,000	\$ 253,241	4,000	\$ 434,897		
SPECIALIST	0,000	\$ 23,086	0,000	\$ 16,084		
	245,330	\$ 14,264,048	244,215	\$ 15,207,100		

FY2017 UNIT A SALARY SUMMARY

ACCOUNT	FTE	BUDGETED		TOTAL	
		SALARY	Longevity	SALARY	SALARY
100.311.5110.00000000.1.2305.1.1	28.0000	\$ 2,197,702.50	\$ 5,000.00	\$ 2,202,702.50	
100.311.5110.00000000.1.2305.1.2	4.0000	\$ 305,234.50	-	\$ 305,234.50	
100.311.5110.00000000.1.2310.1.3	0.0000	-	-	-	
100.311.5110.00000000.1.2315.1.2	1.0000	\$ 78,337.00	-	\$ 78,337.00	
100.311.5110.00000000.1.2320.1.2	3.8000	\$ 281,473.90	-	\$ 281,473.90	
100.311.5110.00000000.1.2710.1.1	0.0000	-	-	-	
100.311.5110.00000000.1.2800.1.2	1.0000	\$ 88,132.75	-	\$ 88,132.75	
100.311.5110.00000000.1.3200.1.8	1.0000	\$ 58,498.00	-	\$ 58,498.00	
ELEM PROFESSIONALS					
100.321.5110.00000000.1.2305.1.1	24.000	\$ 1,856,298.50	\$ 2,000.00	\$ 1,858,298.50	
100.321.5110.00000000.1.2305.1.2	4.000	\$ 302,814.50	\$ 1,000.00	\$ 303,814.50	
100.321.5110.00000000.1.2310.1.3	1.000	\$ 77,699.25	-	\$ 77,699.25	
100.321.5110.00000000.1.2315.1.2	1.000	\$ 81,196.00	-	\$ 81,196.00	
100.321.5110.00000000.1.2320.1.2	1.000	\$ 91,495.50	-	\$ 91,495.50	
100.321.5110.00000000.1.2340.1.8	1.000	\$ 77,699.25	-	\$ 77,699.25	
100.321.5110.00000000.1.2710.1.1	1.000	\$ 84,849.25	-	\$ 84,849.25	
100.321.5110.00000000.1.2800.1.2	1.000	\$ 91,495.50	-	\$ 91,495.50	
100.321.5110.00000000.1.3200.1.8	1.000	\$ 76,151.75	-	\$ 76,151.75	
MIDDLE PROFESSIONAL STAFF					
100.331.5110.00000000.1.2305.1.1	25.500	\$ 1,875,638.25	-	\$ 1,875,638.25	
100.331.5110.00000000.1.2305.1.2	6.000	\$ 451,658.00	-	\$ 451,658.00	
100.331.5110.00000000.1.2310.1.3	1.000	\$ 63,621.50	-	\$ 63,621.50	
100.331.5110.00000000.1.2315.1.2	1.000	\$ 88,132.75	\$ 1,000.00	\$ 89,132.75	
100.331.5110.00000000.1.2320.1.2	1.000	\$ 81,196.00	-	\$ 81,196.00	
100.331.5110.00000000.1.2710.1.1	2.000	\$ 161,485.50	-	\$ 161,485.50	
100.331.5110.00000000.1.2800.1.2	0.600	\$ 46,035.00	-	\$ 46,035.00	
100.331.5110.00000000.1.3200.1.8	1.000	\$ 78,815.75	-	\$ 78,815.75	
HS PROFESSIONAL STAFF					
100.351.5110.00000000.1.2305.1.1	31.100	\$ 2,216,901.68	-	\$ 2,216,901.68	
100.351.5110.00000000.1.2305.1.2	6.000	\$ 462,657.50	\$ 1,000.00	\$ 463,657.50	
100.351.5110.00000000.1.2315.1.2	1.000	\$ 77,699.25	-	\$ 77,699.25	
100.351.5110.00000000.1.2340.1.8	1.000	\$ 54,804.00	-	\$ 54,804.00	
100.351.5110.00000000.1.2710.1.1	4.000	\$ 311,586.75	-	\$ 311,586.75	
100.351.5110.00000000.1.3200.1.8	1.000	\$ 62,665.25	-	\$ 62,665.25	
TOTAL:	156.000	\$ 11,781,975.33	\$ 10,000.00	\$ 11,791,975.33	

FY2017 UNIT A STAFF POSITION DETAIL

ACCOUNT #:	FY17 RNG	FY17 STEP	FY17 FTE	JOB TITLE	FY17 BUDGET RATE	FY17 LONGEVITY	FY17 ANNUAL SAL
100.311.5110.00000000.1.2305.1.1	B	10	1.0000	Grade 1	\$ 62,665.25		\$ 62,665.25
100.311.5110.00000000.1.2305.1.1	M	16	1.0000	Grade 1	\$ 77,699.25		\$ 77,699.25
100.311.5110.00000000.1.2305.1.1	M+30	25	1.0000	Grade 1	\$ 86,829.25	\$ 1,000.00	\$ 87,829.25
100.311.5110.00000000.1.2305.1.1	M+60	16	1.0000	Grade 1	\$ 81,593.25		\$ 81,593.25
100.311.5110.00000000.1.2305.1.1	B+15	21	1.0000	Grade 1	\$ 78,168.00		\$ 78,168.00
100.311.5110.00000000.1.2305.1.1	M+15	25	1.0000	Grade 1	\$ 85,545.75	\$ 1,000.00	\$ 86,545.75
100.311.5110.00000000.1.2305.1.1	B+15	16	1.0000	Grade 1	\$ 74,430.50		\$ 74,430.50
100.311.5110.00000000.1.2305.1.1	M+45	21	1.0000	Grade 2	\$ 84,336.50		\$ 84,336.50
100.311.5110.00000000.1.2305.1.1	M+15	25	1.0000	Grade 2	\$ 85,545.75		\$ 85,545.75
100.311.5110.00000000.1.2305.1.1	B+15	25	1.0000	Grade 2	\$ 81,294.50	\$ 1,000.00	\$ 82,294.50
100.311.5110.00000000.1.2305.1.1	M	16	1.0000	Grade 2	\$ 77,699.25		\$ 77,699.25
100.311.5110.00000000.1.2305.1.1	M+15	16	1.0000	Grade 2	\$ 78,337.00		\$ 78,337.00
100.311.5110.00000000.1.2305.1.1	B	25	1.0000	Grade 2	\$ 78,815.75	\$ 1,000.00	\$ 79,815.75
100.311.5110.00000000.1.2305.1.1	M	16	1.0000	Kindergarten	\$ 77,699.25		\$ 77,699.25
100.311.5110.00000000.1.2305.1.1	B	8	0.0000	Kindergarten	\$ -		\$ -
100.311.5110.00000000.1.2305.1.1	M	16	1.0000	Kindergarten	\$ 77,699.25		\$ 77,699.25
100.311.5110.00000000.1.2305.1.1	B+15	21	1.0000	Kindergarten	\$ 78,168.00		\$ 78,168.00
100.311.5110.00000000.1.2305.1.1	M+60	25	1.0000	Music	\$ 89,102.00		\$ 89,102.00
100.311.5110.00000000.1.2305.1.1	M+15	16	1.0000	Kindergarten Full Day	\$ 78,337.00		\$ 78,337.00
100.311.5110.00000000.1.2305.1.1	M+15	25	1.0000	Kindergarten Full Day	\$ 85,545.75		\$ 85,545.75
100.311.5110.00000000.1.2305.1.1	M	25	1.0000	Kindergarten Full Day	\$ 84,849.25		\$ 84,849.25
100.311.5110.00000000.1.2305.1.1	B	10	1.0000	PE	\$ 62,665.25		\$ 62,665.25
100.311.5110.00000000.1.2305.1.1	M	16	1.0000	PS Revolving	\$ 77,699.25		\$ 77,699.25
100.311.5110.00000000.1.2305.1.1	M	12	1.0000	PS	\$ 74,354.50	\$ -	\$ 74,354.50
100.311.5110.00000000.1.2305.1.1	B	5	1.0000	PS Revolving	\$ 52,761.25		\$ 52,761.25
100.311.5110.00000000.1.2305.1.1	B	25	1.0000	Reading	\$ 78,815.75		\$ 78,815.75
100.311.5110.00000000.1.2305.1.1	M	21	1.0000	Reading	\$ 81,196.00	\$ -	\$ 81,196.00
100.311.5110.00000000.1.2305.1.1	CAGS	25	1.0000	Sped Spec/Title 1	\$ 91,495.50	\$ 1,000.00	\$ 92,495.50
100.311.5110.00000000.1.2305.1.1	M	12	1.0000	Tech Ed	\$ 74,354.50		\$ 74,354.50
100.311.5110.00000000.1.2305.1.2	M	21	1.0000	Sped	\$ 81,196.00		\$ 81,196.00
100.311.5110.00000000.1.2305.1.2	M	21	1.0000	Sped K Inclusion Spec	\$ 81,196.00		\$ 81,196.00
100.311.5110.00000000.1.2305.1.2	B	10	1.0000	Sped Preschool	\$ 62,665.25		\$ 62,665.25
100.311.5110.00000000.1.2305.1.2	CAGS	12	1.0000	Sped	\$ 80,177.25		\$ 80,177.25
100.311.5110.00000000.1.2315.1.2	M+15	16	1.0000	BA/BCBA	\$ 78,337.00		\$ 78,337.00
100.311.5110.00000000.1.2320.1.2	B	21	1.0000	OT	\$ 76,151.75		\$ 76,151.75
100.311.5110.00000000.1.2320.1.2	B	21	1.0000	PT	\$ 76,151.75		\$ 76,151.75
100.311.5110.00000000.1.2320.1.2	M	7	1.0000	Sped SPL	\$ 61,291.00		\$ 61,291.00
100.311.5110.00000000.1.2320.1.2	B+15	25	0.0000	Sped SPL - REDUCTION	\$ -		\$ -
100.311.5110.00000000.1.2320.1.2	M	25	0.8000	Sped SPL	\$ 67,879.40		\$ 67,879.40
100.311.5110.00000000.1.2320.1.2	M+45	25	1.0000	Sped Social Worker	\$ 88,132.75	\$ -	\$ 88,132.75
100.311.5110.00000000.1.3200.1.8	B	8	1.0000	Nurse	\$ 58,498.00		\$ 58,498.00

FY2017 UNIT A STAFF POSITION DETAIL

ACCOUNT #:	FY17 RING	FY17 STEP	FY17 FTE	JOB Title	FY17 BUDGET RATE	FY17 LONGEVITY	FY17 ANNUAL SAL
100.321.5110.00000000.1.2305.1.1	B	25	1.0000	Art	78,815.75		78,815.75
100.321.5110.00000000.1.2305.1.1	M+30	16	1.0000	Grade 3	79,512.25		79,512.25
100.321.5110.00000000.1.2305.1.1	B	6	1.0000	Grade 3	54,608.00		54,608.00
100.321.5110.00000000.1.2305.1.1	M+30	16	1.0000	Grade 3	79,512.25		79,512.25
100.321.5110.00000000.1.2305.1.1	M+15	25	1.0000	Grade 3	85,545.75		85,545.75
100.321.5110.00000000.1.2305.1.1	M	12	1.0000	Grade 3	74,354.50		74,354.50
100.321.5110.00000000.1.2305.1.1	M+30	21	1.0000	Grade 4	83,090.75		83,090.75
100.321.5110.00000000.1.2305.1.1	M	21	1.0000	Grade 4	81,196.00		81,196.00
100.321.5110.00000000.1.2305.1.1	M	12	1.0000	Grade 4	74,354.50		74,354.50
100.321.5110.00000000.1.2305.1.1	M+45	25	1.0000	Grade 4	88,132.75	\$ 1,000.00	89,132.75
100.321.5110.00000000.1.2305.1.1	B	21	1.0000	Grade 4	76,151.75		76,151.75
100.321.5110.00000000.1.2305.1.1	M+30	16	1.0000	Grade 4	79,512.25		79,512.25
100.321.5110.00000000.1.2305.1.1	M+30	21	1.0000	Grade 5	83,090.75		83,090.75
100.321.5110.00000000.1.2305.1.1	M+15	21	1.0000	Grade 5	81,862.75		81,862.75
100.321.5110.00000000.1.2305.1.1	B	6	1.0000	Grade 5	54,608.00		54,608.00
100.321.5110.00000000.1.2305.1.1	M+15	12	1.0000	Grade 5	74,964.75		74,964.75
100.321.5110.00000000.1.2305.1.1	M+30	21	1.0000	Grade 5	83,090.75		83,090.75
100.321.5110.00000000.1.2305.1.1	M+15	16	1.0000	Grade 5	78,337.00		78,337.00
100.321.5110.00000000.1.2305.1.1	M+30	16	1.0000	Computer	79,512.25		79,512.25
100.321.5110.00000000.1.2305.1.1	B	8	1.0000	Grade 3	58,498.00		58,498.00
100.321.5110.00000000.1.2305.1.1	M	25	1.0000	Music	84,849.25		84,849.25
100.321.5110.00000000.1.2305.1.1	M	25	1.0000	PE	84,849.25	\$ 1,000.00	85,849.25
100.321.5110.00000000.1.2305.1.1	M+30	16	1.0000	Reading	79,512.25		79,512.25
100.321.5110.00000000.1.2305.1.1	M+15	16	1.0000	Reading	78,337.00		78,337.00
100.321.5110.00000000.1.2305.1.1	M	16	1.0000	Sped 4	77,699.25		77,699.25
100.321.5110.00000000.1.2305.1.2	M	4	1.0000	Sped Resource	54,804.00		54,804.00
100.321.5110.00000000.1.2305.1.2	M	25	1.0000	Sped 3	78,815.75	\$ 1,000.00	79,815.75
100.321.5110.00000000.1.2305.1.2	CAGS	25	1.0000	Sped Resource	91,495.50		91,495.50
100.321.5110.00000000.1.2310.1.3	M	16	1.0000	ELL K-5	77,699.25		77,699.25
100.321.5110.00000000.1.2315.1.2	M	21	1.0000	Team Chair	81,196.00		81,196.00
100.321.5110.00000000.1.2320.1.2	CAGS	25	1.0000	Sped SPL	91,495.50		91,495.50
100.321.5110.00000000.1.2340.1.8	M	16	1.0000	Library Media Spec	77,699.25		77,699.25
100.321.5110.00000000.1.2710.1.1	M	25	1.0000	Counselor	84,849.25		84,849.25
100.321.5110.00000000.1.2800.1.2	CAGS	25	1.0000	Psychologist	91,495.50		91,495.50
100.321.5110.00000000.1.3200.1.8	B	21	1.0000	Nurse	76,151.75		76,151.75

FY2017 UNIT A STAFF POSITION DETAIL

ACCOUNT #:	FY17 RNG	FY17 STEP	FY17 FTE	JOB Title	FY17 BUDGET RATE	FY17 LONGEVITY	FY17 ANNUAL SAL
100.331.5110.00000000.1.2305.1.1	M	16	1.0000	Art	77,699.25		77,699.25
100.331.5110.00000000.1.2305.1.1	M+15	21	1.0000	Grade 6	81,862.75		81,862.75
100.331.5110.00000000.1.2305.1.1	M	21	1.0000	Grade 6	81,196.00		81,196.00
100.331.5110.00000000.1.2305.1.1	M	4	1.0000	Grade 6	54,804.00		54,804.00
100.331.5110.00000000.1.2305.1.1	M	21	1.0000	Grade 6 Math	81,196.00		81,196.00
100.331.5110.00000000.1.2305.1.1	B+15	25	1.0000	Grade 6 Math	81,294.50		81,294.50
100.331.5110.00000000.1.2305.1.1	B	3	1.0000	Grade 6 SS/Sci	49,253.50		49,253.50
100.331.5110.00000000.1.2305.1.1	B	21	1.0000	Grade 7 Lang/Reading	76,151.75		76,151.75
100.331.5110.00000000.1.2305.1.1	B	16	1.0000	Grade 7 Math	72,510.75		72,510.75
100.331.5110.00000000.1.2305.1.1	B	10	1.0000	Grade 7 Math	79,512.25		79,512.25
100.331.5110.00000000.1.2305.1.1	M+30	16	1.0000	Grade 7 Science	62,665.25		62,665.25
100.331.5110.00000000.1.2305.1.1	B	10	1.0000	Grade 7 Science	47,587.50		47,587.50
100.331.5110.00000000.1.2305.1.1	B	2	1.0000	Grade 7 SS	50,977.75		50,977.75
100.331.5110.00000000.1.2305.1.1	B	4	1.0000	Grade 8 ELA	84,849.25		84,849.25
100.331.5110.00000000.1.2305.1.1	M	25	1.0000	Grade 8 Lang Reading	85,545.75		85,545.75
100.331.5110.00000000.1.2305.1.1	M+15	25	1.0000	Grade 8 Math	83,786.25		83,786.25
100.331.5110.00000000.1.2305.1.1	CAGS	16	1.0000	Grade 8 Math	77,699.25		77,699.25
100.331.5110.00000000.1.2305.1.1	M	16	1.0000	Grade 8 Science	77,699.25		77,699.25
100.331.5110.00000000.1.2305.1.1	M	16	1.0000	Grade 8 Social Studies	81,196.00		81,196.00
100.331.5110.00000000.1.2305.1.1	M	21	1.0000	Health	74,354.50		74,354.50
100.331.5110.00000000.1.2305.1.1	M	12	1.0000	Math Specialist	27,402.00		27,402.00
100.331.5110.00000000.1.2305.1.1	M	4	0.5000	Music	66,036.75		66,036.75
100.331.5110.00000000.1.2305.1.1	M	9	1.0000	Music	78,168.00		78,168.00
100.331.5110.00000000.1.2305.1.1	B+15	21	1.0000	PE	77,699.25		77,699.25
100.331.5110.00000000.1.2305.1.1	M	16	1.0000	PE Health	83,786.25		83,786.25
100.331.5110.00000000.1.2305.1.1	CAGS	16	1.0000	Science	80,704.50		80,704.50
100.331.5110.00000000.1.2305.1.1	M+45	16	1.0000	Technology	63,621.50		63,621.50
100.331.5110.00000000.1.2305.1.2	M	8	1.0000	Grade 5 Sped	74,354.50		74,354.50
100.331.5110.00000000.1.2305.1.2	M	12	1.0000	Grade 7 Sped	74,964.75		74,964.75
100.331.5110.00000000.1.2305.1.2	M+15	12	1.0000	Sped Bridge Program	74,430.50		74,430.50
100.331.5110.00000000.1.2305.1.2	B+15	16	1.0000	Sped Grade 6	83,090.75		83,090.75
100.331.5110.00000000.1.2305.1.2	M+30	21	1.0000	Sped Grade 6-8	81,196.00		81,196.00
100.331.5110.00000000.1.2305.1.2	M	21	1.0000	Sped Grade 8	63,621.50		63,621.50
100.331.5110.00000000.1.2310.1.3	M	8	1.0000	ELL	88,132.75	1,000.00	89,132.75
100.331.5110.00000000.1.2315.1.2	M+45	25	1.0000	Team Chair	81,196.00		81,196.00
100.331.5110.00000000.1.2320.1.2	M	21	1.0000	Sped SPL	83,786.25		83,786.25
100.331.5110.00000000.1.2710.1.1	CAGS	16	1.0000	Counselor	77,699.25		77,699.25
100.331.5110.00000000.1.2710.1.1	M	16	1.0000	Social Worker	46,035.00		46,035.00
100.331.5110.00000000.1.2800.1.2	CAGS	11	0.6000	Psychologist	78,815.75		78,815.75
100.331.5110.00000000.1.3200.1.8	B	25	1.0000	Nurse			

FY2017 UNIT A STAFF POSITION DETAIL

ACCOUNT #:	FY17 RNG	FY17 STEP	FY17 FTE	JOB Title	FY17 BUDGET RATE	FY17 LONGEVITY	FY17 ANNUAL SAL
100.351.5110.00000000.1.2305.1.1	M	12	0.6000	Art	\$ 44,612.70		\$ 44,612.70
100.351.5110.00000000.1.2305.1.1	M+30	25	0.2000	Athletic Director	\$ 17,365.85	\$ -	\$ 17,365.85
100.351.5110.00000000.1.2305.1.1	M	6	1.0000	Chemistry	\$ 59,048.00		\$ 59,048.00
100.351.5110.00000000.1.2305.1.1	M	5	1.0000	English	\$ 56,886.75		\$ 56,886.75
100.351.5110.00000000.1.2305.1.1	M	21	1.0000	English	\$ 81,196.00		\$ 81,196.00
100.351.5110.00000000.1.2305.1.1	M	12	1.0000	English	\$ 74,354.50		\$ 74,354.50
100.351.5110.00000000.1.2305.1.1	M+30	16	1.0000	English	\$ 79,512.25		\$ 79,512.25
100.351.5110.00000000.1.2305.1.1	B+15	25	1.0000	Family & Consumer Science	\$ 81,294.50		\$ 81,294.50
100.351.5110.00000000.1.2305.1.1	M	12	1.0000	Foreign Lang	\$ 74,354.50		\$ 74,354.50
100.351.5110.00000000.1.2305.1.1	M	11	1.0000	Foreign Lang	\$ 71,152.50		\$ 71,152.50
100.351.5110.00000000.1.2305.1.1	M	12	1.0000	History	\$ 74,354.50		\$ 74,354.50
100.351.5110.00000000.1.2305.1.1	B+15	10	1.0000	History	\$ 63,604.75		\$ 63,604.75
100.351.5110.00000000.1.2305.1.1	M	25	1.0000	History	\$ 84,849.25		\$ 84,849.25
100.351.5110.00000000.1.2305.1.1	M	16	1.0000	Math	\$ 77,699.25		\$ 77,699.25
100.351.5110.00000000.1.2305.1.1	M	16	1.0000	Math	\$ 81,196.00		\$ 81,196.00
100.351.5110.00000000.1.2305.1.1	M	21	1.0000	Math	\$ 50,864.50		\$ 50,864.50
100.351.5110.00000000.1.2305.1.1	M	2	1.0000	Math	\$ 81,294.50		\$ 81,294.50
100.351.5110.00000000.1.2305.1.1	B+15	25	1.0000	Music	\$ 72,510.75		\$ 72,510.75
100.351.5110.00000000.1.2305.1.1	B	16	1.0000	PE	\$ 74,354.50		\$ 74,354.50
100.351.5110.00000000.1.2305.1.1	M	12	1.0000	PE Health	\$ 85,545.75		\$ 85,545.75
100.351.5110.00000000.1.2305.1.1	M+15	25	1.0000	Science	\$ 88,132.75		\$ 88,132.75
100.351.5110.00000000.1.2305.1.1	M+45	25	1.0000	Science	\$ 81,862.75		\$ 81,862.75
100.351.5110.00000000.1.2305.1.1	M+15	21	1.0000	Science	\$ 62,665.25		\$ 62,665.25
100.351.5110.00000000.1.2305.1.1	B	10	1.0000	Sped Grade 6-8	\$ 89,102.00		\$ 89,102.00
100.351.5110.00000000.1.2305.1.1	M+60	25	1.0000	Technology	\$ 74,354.50		\$ 74,354.50
100.351.5110.00000000.1.2305.1.1	M	12	1.0000	Technology	\$ 28,443.38		\$ 28,443.38
100.351.5110.00000000.1.2305.1.1	M	5	0.5000	Technology	\$ 74,354.50		\$ 74,354.50
100.351.5110.00000000.1.2305.1.1	M	12	1.0000	Technology	\$ 83,090.75		\$ 83,090.75
100.351.5110.00000000.1.2305.1.1	M+30	21	1.0000	Resource	\$ 84,849.25	\$ 1,000.00	\$ 85,849.25
100.351.5110.00000000.1.2305.1.2	M	25	1.0000	Resource	\$ 68,547.50		\$ 68,547.50
100.351.5110.00000000.1.2305.1.2	M	10	1.0000	Sped	\$ 77,699.25		\$ 77,699.25
100.351.5110.00000000.1.2305.1.2	M	16	1.0000	Sped	\$ 84,849.25		\$ 84,849.25
100.351.5110.00000000.1.2305.1.2	M	25	1.0000	Sped 18-22	\$ 63,621.50		\$ 63,621.50
100.351.5110.00000000.1.2305.1.2	M	8	1.0000	Sped ASC	\$ 77,699.25		\$ 77,699.25
100.351.5110.00000000.1.2315.1.2	M	16	1.0000	Team Chair	\$ 54,804.00		\$ 54,804.00
100.351.5110.00000000.1.2340.1.8	M	4	1.0000	HS Library/Media Prof Sal	\$ 78,337.00		\$ 78,337.00
100.351.5110.00000000.1.2710.1.1	M+15	16	1.0000	Counselor	\$ 81,196.00		\$ 81,196.00
100.351.5110.00000000.1.2710.1.1	M	21	1.0000	Counselor	\$ 77,699.25		\$ 77,699.25
100.351.5110.00000000.1.2710.1.1	M	16	1.0000	Counselor	\$ 74,354.50		\$ 74,354.50
100.351.5110.00000000.1.2710.1.1	M	12	1.0000	Counselor, Adj.	\$ 62,665.25		\$ 62,665.25
100.351.5110.00000000.1.2710.1.1	M	10	1.0000	Nurse	\$ 254,236.00		\$ 254,236.00
NEW POSITIONS	B	2	4.8	NEW POSITIONS			

FY2017 UNIT C STAFF POSITION DETAIL

VERSION: 2/23/16

<u>ACCOUNT NUMBER</u>	<u>POSITION</u>	<u>FY17</u> <u>FTE</u>	<u>FY17</u> <u>STEP</u>	<u>FY17</u> <u>ANNUAL</u> <u>SALARY</u>	<u>FY17</u> <u>LONG</u>	<u>FY17</u> <u>BUDGET</u> <u>SALARY</u>
100.303.5110.00000000.1.2210.2.2	District Sped Sec'y	0.5	6	\$ 14,447.13		\$ 14,447.13
100.311.5111.00000000.1.2210.2.8	Taft El Secretary	1.0	6	\$ 29,032.50		\$ 29,032.50
100.311.5111.00000000.1.2210.2.8	Taft El Secretary	1.0	8E	\$ 39,577.72	\$ 1,500.00	\$ 41,077.72
100.321.5111.00000000.1.2210.2.8	WhitIn Elem Sec'y	1.0	8E	\$ 39,577.72	\$ 500.00	\$ 40,077.72
100.321.5111.00000000.1.2210.2.8	WhitIn Elem Sec'y	1.0	8	\$ 31,134.60	\$ 200.00	\$ 31,334.60
100.331.5111.00000000.1.2210.2.8	MMS Secretary	1.0	8E	\$ 45,231.68	\$ 1,500.00	\$ 46,731.68
100.331.5111.00000000.1.2210.2.8	MMS Secretary	1.0	8E	\$ 31,722.60	\$ 500.00	\$ 32,222.60
100.351.5111.00000000.1.2210.2.8	HS Secretary	1.0	8E	\$ 36,254.40	\$ 500.00	\$ 36,754.40
100.351.5111.00000000.1.2210.2.8	HS Secretary	1.0	8E	\$ 45,231.68	\$ 500.00	\$ 45,731.68
<u>100.351.5111.00000000.1.2710.2.1</u>	<u>HS Secretary, Guidance</u>	<u>1.0</u>	<u>8E</u>	<u>\$ 31,722.60</u>	<u>\$ 1,500.00</u>	<u>\$ 33,222.60</u>
		9.50		\$ 343,932.63	\$ 6,700.00	\$ 350,632.63

FY2017 UNIT D STAFF POSITION DETAIL

Position	SCHOOL	FY17 FTE	Step	Salary		FY17 Longevity	FY17 Holiday	Salary FY17 Gross Salary	94-142		BUDGET
				FY17 Annual	FY17				FY17 GRANTS	FY17 GEN FUND	
Aide Taft Gr 2	TELC	1.000	10	\$ 26,517.00	\$ 1,400.00	\$ 780.00	\$ 28,697.00	\$ 28,697.00	\$ 48,896.00	\$ -	\$ 28,697.00
COTA - K-5	TELC	1.000	10	\$ 47,466.00	\$ 650.00	\$ 780.00	\$ 48,896.00	\$ 48,896.00	\$ 17,835.00	\$ 0.12	\$ 17,835.00
Aide, Gr. 1	TELC	1.000	2	\$ 17,835.00			\$ 17,835.00	\$ 17,835.00	\$ 35,555.00	\$ 33,494.00	\$ 35,555.00
Aide ABA Gr. 1	TELC	1.000	10	\$ 34,125.12	\$ 650.00	\$ 780.00	\$ 35,555.12	\$ 35,555.12	\$ 21,395.00	\$ 13,470.80	\$ 21,395.00
Aide, K	TELC	1.000	10	\$ 32,064.00	\$ 650.00	\$ 780.00	\$ 33,494.00	\$ 33,494.00	\$ 15,558.30	\$ 49,396.00	\$ 15,558.30
Aide, K	TELC	1.000	2	\$ 21,395.00			\$ 21,395.00	\$ 21,395.00	\$ 38,494.00	\$ -	\$ 38,494.00
Aide	TELC	0.700	4	\$ 13,470.80			\$ 13,470.80	\$ 13,470.80	\$ 29,688.00	\$ -	\$ 29,688.00
Aide PS	TELC	0.700	6	\$ 15,168.30		\$ 390.00	\$ 15,558.30	\$ 15,558.30	\$ 32,588.00	\$ -	\$ 32,588.00
COTA PS-5	TELC	1.000	10	\$ 47,466.00	\$ 1,150.00	\$ 780.00	\$ 49,396.00	\$ 49,396.00	\$ 39,594.00	\$ -	\$ 39,594.00
Aide ABA PS	TELC	1.000	10	\$ 37,064.00	\$ 650.00	\$ 780.00	\$ 38,494.00	\$ 38,494.00	\$ 26,052.00	\$ 26,052.00	\$ 26,052.00
Aide, Gr. 2	TELC	1.000	5	\$ 26,052.00			\$ 26,052.00	\$ 26,052.00	\$ 32,588.00	\$ -	\$ 32,588.00
Aide, K	TELC	1.000	10	\$ 28,908.00			\$ 28,908.00	\$ 28,908.00	\$ 39,594.00	\$ -	\$ 39,594.00
Aide ABA Gr. 1	TELC	1.000	10	\$ 30,908.00	\$ 900.00	\$ 780.00	\$ 32,588.00	\$ 32,588.00	\$ 13,197.50	\$ 13,197.50	\$ 13,197.50
Aide, ABA K	TELC	1.000	10	\$ 38,814.00			\$ 38,814.00	\$ 38,814.00	\$ 21,197.00	\$ 21,197.00	\$ 21,197.00
Aide, ABA PS	TELC	0.500	2	\$ 13,197.50			\$ 13,197.50	\$ 13,197.50	\$ 16,938.70	\$ 16,938.70	\$ 16,938.70
Aide K	TELC	1.000	3	\$ 21,197.00			\$ 21,197.00	\$ 21,197.00	\$ 30,197.00	\$ -	\$ 30,197.00
Aide, PS	TELC	0.700	6	\$ 16,548.70		\$ 390.00	\$ 16,938.70	\$ 16,938.70	\$ 21,197.00	\$ 21,197.00	\$ 21,197.00
Aide, PS ABA	TELC	1.000	10	\$ 28,517.00	\$ 900.00	\$ 780.00	\$ 30,197.00	\$ 30,197.00	\$ 24,302.00	\$ 24,302.00	\$ 24,302.00
Aide Grade 1	TELC	1.000	3	\$ 21,197.00			\$ 21,197.00	\$ 21,197.00	\$ 27,297.00	\$ 27,297.00	\$ 27,297.00
Aide PS	TELC	1.000	5	\$ 24,302.00			\$ 24,302.00	\$ 24,302.00	\$ 24,302.00	\$ 24,302.00	\$ 24,302.00
Aide K	TELC	1.000	10	\$ 26,517.00		\$ 780.00	\$ 27,297.00	\$ 27,297.00	\$ 33,494.00	\$ 33,494.00	\$ 33,494.00
Aide K	TELC	1.000	5	\$ 24,302.00			\$ 24,302.00	\$ 24,302.00	\$ 9,822.50	\$ 9,822.50	\$ 9,822.50
Aide Gr. 2	TELC	1.000	10	\$ 32,064.00	\$ 650.00	\$ 780.00	\$ 33,494.00	\$ 33,494.00	\$ 27,297.00	\$ -	\$ 27,297.00
Aide, PS	TELC	0.500	2	\$ 9,822.50			\$ 9,822.50	\$ 9,822.50	\$ 21,197.00	\$ 21,197.00	\$ 21,197.00
Aide, Gr. 1	TELC	1.000	10	\$ 26,517.00			\$ 26,517.00	\$ 26,517.00	\$ 26,907.00	\$ 26,907.00	\$ 26,907.00
Aide Gr 1	TELC	1.000	3	\$ 21,197.00			\$ 21,197.00	\$ 21,197.00	\$ 28,197.00	\$ 28,197.00	\$ 28,197.00
Aide Gr. 1	TELC	1.000	10	\$ 26,517.00		\$ 390.00	\$ 26,907.00	\$ 26,907.00	\$ 27,947.00	\$ 27,947.00	\$ 27,947.00
Aide Gr. 1	TELC	1.000	10	\$ 26,517.00	\$ 900.00	\$ 780.00	\$ 28,197.00	\$ 28,197.00	\$ -	\$ -	\$ -
Aide Gr. 1	TELC	1.000	10	\$ 26,517.00	\$ 650.00	\$ 780.00	\$ 27,947.00	\$ 27,947.00	\$ 17,255.10	\$ 17,255.10	\$ 17,255.10
Aide PS	TELC	0.700	8	\$ 16,865.10		\$ 390.00	\$ 17,255.10	\$ 17,255.10	\$ -	\$ -	\$ -

Position	SCHOOL	FY17 FTE	Step	Salary		FY17 Longevity	FY17 Holiday	Salary FY17 Gross Salary	94-142 FY17 GRANTS	BUDGET FY17 GEN FUND
				FY17 Annual	FY17					
Aide, Gr. PS	TELC	1.000	10	\$ 28,908.00	\$ 650.00	\$ 780.00	\$ 30,338.00	\$ 30,338.00		
<u>Aide, ABA PS</u>	<u>TELC</u>	<u>1.000</u>	<u>10</u>	<u>\$ 37,064.00</u>			<u>\$ 37,064.00</u>			
		29.800		\$ 845,020.02	\$ 9,800.00	\$ 14,040.00	\$ 831,796.02	\$ 310,256.00	\$ 558,604.02	
Aide, Gr 4	WEL	1.000	3	\$ 20,287.00			\$ 20,287.00	\$ 20,287.00		
Aide, Gr. 5	WEL	1.000	10	\$ 26,517.00	\$ 900.00	\$ 780.00	\$ 28,197.00	\$ 28,197.00		
Aide, Gr. 5	WEL	1.000	10	\$ 28,077.00	\$ 900.00	\$ 780.00	\$ 29,757.00	\$ 29,757.00		
Aide, ABA Gr 3	WEL	1.000	10	\$ 37,650.00	\$ 900.00	\$ 780.00	\$ 39,330.00	\$ 39,330.00		
Aide, Gr. 5	WEL	1.000	10	\$ 29,811.00	\$ 650.00	\$ 780.00	\$ 31,241.00	\$ 31,241.00		
Aide, Gr. 3-5 Learn Lab	WEL	1.000	10	\$ 26,517.00	\$ 1,150.00	\$ 780.00	\$ 28,447.00	\$ 28,447.00		
Aide, Gr. 4	WEL	1.000	10	\$ 32,064.00	\$ 900.00	\$ 780.00	\$ 33,744.00	\$ 33,744.00		
Aide, Gr. 3	WEL	1.000	10	\$ 26,517.00	\$ 900.00	\$ 780.00	\$ 28,197.00	\$ 28,197.00		
Aide, Gr. 4	WEL	1.000	10	\$ 28,077.00	\$ 650.00	\$ 780.00	\$ 29,507.00	\$ 29,507.00		
<u>Aide, Gr. 4</u>	<u>WEL</u>	<u>1.000</u>	<u>10</u>	<u>\$ 26,517.00</u>	<u>\$ 650.00</u>	<u>\$ 780.00</u>	<u>\$ 27,947.00</u>	<u>\$ 27,947.00</u>		
		10.000		\$ 262,034.00	\$ 7,600.00	\$ 7,020.00	\$ 296,654.00	\$ 27,947.00	\$ 268,707.00	
Aide, Gr. 6	MS	1.000	10	\$ 32,064.00	\$ 650.00	\$ 780.00	\$ 33,494.00	\$ 33,494.00		
Aide, ABA Gr. 6	MS	1.000	10	\$ 37,849.75	\$ 650.00	\$ 780.00	\$ 39,279.75	\$ 39,279.75	\$ 0.00	
Aide 502.4 program	MS	1.000	6	\$ 23,641.00			\$ 23,641.00	\$ 23,641.00	\$ -	
Aide, Gr. 6	MS	1.000	10	\$ 26,517.00	\$ 900.00	\$ 780.00	\$ 28,197.00	\$ 28,197.00	\$ 28,197.00	
Aide ABA	MS	1.000	10	\$ 36,397.99	\$ 900.00	\$ 780.00	\$ 38,067.99	\$ 38,067.99	\$ -	
Aide	MS	1.000	10	\$ 32,064.00		\$ 780.00	\$ 32,844.00	\$ 32,844.00	\$ 32,844.00	
Aide, SPLA Gr 6-8	MS	1.000	8	\$ 45,345.00		\$ 780.00	\$ 46,125.00	\$ 46,125.00	\$ 46,125.00	
Aide, Bridge	MS	1.000	10	\$ 26,517.00	\$ 650.00	\$ 780.00	\$ 27,947.00	\$ 27,947.00	\$ 27,947.00	
Aide, Gr. 8	MS	1.000	6	\$ 26,119.00			\$ 26,119.00	\$ 26,119.00	\$ 26,119.00	
Aide, Gr. 8	MS	1.000	10	\$ 32,064.00	\$ 650.00	\$ 780.00	\$ 33,494.00	\$ 33,494.00	\$ 33,494.00	
<u>Aide, Gr. 6-8</u>	<u>MS</u>	<u>1.000</u>	<u>10</u>	<u>\$ 33,814.00</u>	<u>\$ 900.00</u>	<u>\$ 780.00</u>	<u>\$ 35,494.00</u>	<u>\$ 35,494.00</u>	<u>\$ 35,494.00</u>	
		11.000		\$ 352,382.74	\$ 5,300.00	\$ 7,020.00	\$ 364,702.74	\$ 100,986.74	\$ 263,714.00	

FY2017 UNIT D STAFF POSITION DETAIL

Position	SCHOOL	FY17 FTE	Step FY17	Salary		FY17 Longevity	FY17 Holiday	94-142 FY17 GRANTS	BUDGET FY17 GEN FUND
				FY17 Annual	FY17 Gross Salary				
Aide Ind. Proj.	HS	1.000	5	\$ 22,323.00	\$ 22,323.00				\$ 22,323.00
Aide HS	HS	1.000	10	\$ 28,908.00	\$ 1,400.00	\$ 780.00	\$ 780.00		\$ 31,088.00
Aide Ind. Proj.	HS	1.000	10	\$ 28,077.00	\$ 900.00	\$ 780.00	\$ 780.00		\$ 29,757.00
Aide HS	HS	1.000	2	\$ 19,645.00					\$ 19,645.00
Aide HS	HS	1.000	10	\$ 29,811.00		\$ 780.00	\$ 780.00		\$ 30,591.00
Aide HS	HS	1.000	10	\$ 28,077.00	\$ 1,150.00	\$ 780.00	\$ 780.00		\$ 30,007.00
Aide, HS job coach	HS	1.000	10	\$ 26,517.00	\$ 900.00	\$ 780.00	\$ 780.00		\$ 28,197.00
Aide HS	HS	1.000	10	\$ 26,517.00	\$ 650.00	\$ 780.00	\$ 780.00		\$ 27,947.00
<u>Aide HS</u>	<u>HS</u>	<u>1.000</u>	<u>6</u>	<u>\$ 25,854.00</u>					<u>\$ 25,854.00</u>
		9.000		\$ 235,729.00	\$ 5,000.00	\$ 4,680.00	\$ 4,680.00	\$ -	\$ 245,409.00
TOTAL DISTRICT		59.800		\$ 1,715,165.76	\$ 27,700.00	\$ 32,760.00	\$ 32,760.00	\$ 439,191.74	\$ 1,336,434.02
									\$ 1,738,561.76

**UXBRIDGE PUBLIC SCHOOLS
ADMINISTRATION-nonbargaining FY17 BUDGET**

<u>Position/Title</u>	<u>FY17</u>	<u>FY16</u>	<u>FY17</u>	<u>FY17</u>	<u>FY17</u>	<u>FY17</u>	<u>FY17</u>
	<u>FTE</u>	<u>Base Salary</u>	<u>Rev</u>	<u>School</u>	<u>94-142</u>	<u>BUDGET</u>	
Superintendent	1.00	\$ 135,000.00				\$ 142,500.00	
Business and Finance Manager	1.00	\$ 107,991.48				\$ 110,151.31	
Director of Special Education	1.00	\$ 101,749.08				\$ 101,749.08	
Curriculum Director	1.00	\$ 100,000.00				\$ 100,000.00	
Behavior Analyst, DW (DW Speech/OT/PT/BCBA)	1.00	\$ 84,154.08				\$ 84,154.08	
DW SPED - NEW	1.00	\$ -				\$ 80,000.00	
Plant Manager	1.00	\$ 65,280.00				\$ 65,280.00	
Plant Manager, Assistant	1.00	\$ 48,960.00				\$ 48,960.00	
Plant Manager, Assistant	1.00	\$ 49,939.20				\$ 49,939.20	
Principal, Whitin Elementary	1.00	\$ 97,419.18				\$ 97,419.18	
Principal, Taft Early Learning Center	1.00	\$ 95,000.00				\$ 95,000.00	
PS Director - New Position	0.00	\$ -				\$ -	
Principal, High School	1.00	\$ 110,000.00				\$ 110,000.00	
Assistant Principal, High School	1.00	\$ 91,800.00				\$ 91,800.00	
Principal, Middle School	1.00	\$ 109,242.00				\$ 109,242.00	
Assistant Principal, Middle School	1.00	\$ 85,000.00				\$ 85,000.00	
Technology Integration Spec	1.00	\$ 65,047.44				\$ 65,047.44	
Technology Integration Spec	0.50	\$ 24,480.00				\$ 24,480.00	
Technology Integration Spec	1.00	\$ 49,866.78				\$ 49,866.78	
Supt Administrative Secretary	1.00	\$ 56,751.78				\$ 58,251.78	
Payroll Administrator	1.00	\$ 55,295.22				\$ 56,795.22	
Accounts Payable, Admin Asst	1.00	\$ 50,874.54	\$ -		\$ 41,409.00	\$ 51,624.54	
Special Ed Secretary	1.00	\$ 42,214.74				\$ 1,555.74	
Financial Support Svcs Admin	1.00	\$ 53,364.36				\$ 54,364.36	
TOTALS	22.50	\$ 1,732,929.88	\$ -	\$ -	\$ 41,409.00	\$ 1,705,680.71	

UXBRIDGE PUBLIC SCHOOLS
STIPENDS / OTHER SALARIES

CONTRACT

Budget
FY17

ACCOUNT NUMBER	ACCOUNT NAME	POSITION		
100.303.5110.00000000.1.2220.1.2	District Dept Heads	District Dept Heads	x	\$ 11,996
100.303.5190.00000000.1.2320.1.2	Testing	OT/SPCH DIAG TESTING (\$1764)		
100.303.5190.00000000.1.2320.1.2	Testing	READING DIAG TESTING (\$882))		
100.303.5195.00000000.1.2357.1.1	Mentor Teachers	BEGINNING TEACHER INST LEADER	x	\$ 11,010
100.303.5195.00000000.1.2357.1.1	Mentor Teachers	MENTORING	x	\$ 1,764
100.303.5195.00000000.1.2357.1.1	Mentor Teachers	NATIONAL BOARD CERTIFICATION	x	\$ 3,159
100.303.5195.00000000.1.3200.1.8	Lead Nurse Stipends	LEAD NURSE		
100.303.5195.00000000.1.3200.1.8	Lead Nurse Stipends	ON CALL NURSES		
TOTAL DW STIPENDS				\$ 27,929.00
100.311.5195.00000000.1.2315.1.1	TELC C & I Leaders	TELC C & I Ldrs (\$3159 EA)		\$ 3,159 Title IIA
100.311.5195.00000000.1.3520.1.8	TELC Stipends	COMPUTER ADVISOR		\$ -
100.311.5195.00000000.1.3520.1.8	TELC Stipends	GEOGRAPHY CLUB (Gr)		\$ -
100.311.5195.00000000.1.3520.1.8	TELC Stipends	CHORUS Director		\$ 5,998
100.311.5195.00000000.1.3520.1.8	TELC Stipends	DESTINATION Imagination		\$ 1,647
100.311.5195.00000000.1.3520.1.8	TELC Stipends	ELC LEAD TEACHER		\$ -
100.311.5110.00000000.1.2315.1.2	ELC Team Chair	PRE-K STIPEND		\$ -
TOTAL TELC STIPENDS				\$ 10,804.00
100.321.5195.00000000.1.2315.1.1	WElem C & I Leaders	ELEM C & I Ldrs (\$3159 EA)		\$ 3,159 Title IIA
100.321.5195.00000000.1.3520.1.8	WElementary Stipends	COMPUTER ADVISOR		\$ -
100.321.5195.00000000.1.3520.1.8	WElementary Stipends	GEOGRAPHY CLUB		\$ -
100.321.5195.00000000.1.3520.1.8	WElementary Stipends	CHORUS Director		\$ 789
100.321.5195.00000000.1.3520.1.8	WElementary Stipends	ELEM LEAD TEACHER		\$ 5,998
100.321.5195.00000000.1.3520.1.8	WElementary Stipends	DESTINATION Imagination		\$ 789
TOTAL ELEM STIPENDS				\$ 10,735.00

100.331.5195.00000000.1.2315.1.1	MS	MS C & I Leaders	MS C & I Ldrs (\$3159 EA)	\$	-	\$	3,159.00	Title IIA
100.331.5195.00000000.1.3510.1.8	MS	MS Athletics/Intra/Inter	FOOTBALL (2)	\$	2,376	\$	4,752	
100.331.5195.00000000.1.3510.1.8	MS	MS Athletics/Intra/Inter	BASEBALL	\$	2,376	\$	2,376	
100.331.5195.00000000.1.3510.1.8	MS	MS Athletics/Intra/Inter	BASKETBALL-BOYS (1)	\$	2,376	\$	2,376	
100.331.5195.00000000.1.3510.1.8	MS	MS Athletics/Intra/Inter	BASKETBALL-GIRLS (1)	\$	2,376	\$	2,376	
100.331.5195.00000000.1.3510.1.8	MS	MS Athletics/Intra/Inter	CROSS COUNTRY (1)	\$	2,376	\$	2,376	
100.331.5195.00000000.1.3510.1.8	MS	MS Athletics/Intra/Inter	CROSS COUNTRY-ASST-BOYS (1)	\$	2,166	\$	2,166	
100.331.5195.00000000.1.3510.1.8	MS	MS Athletics/Intra/Inter	CROSS COUNTRY-ASST-GIRLS (1)	\$	2,166	\$	2,166	
100.331.5195.00000000.1.3510.1.8	MS	MS Athletics/Intra/Inter	FIELD HOCKEY (1)	\$	2,376	\$	2,376	
100.331.5195.00000000.1.3510.1.8	MS	MS Athletics/Intra/Inter	SOCCER - BOYS (1)	\$	2,376	\$	2,376	
100.331.5195.00000000.1.3510.1.8	MS	MS Athletics/Intra/Inter	SOCCER - GIRLS (1)	\$	2,376	\$	2,376	
100.331.5195.00000000.1.3510.1.8	MS	MS Athletics/Intra/Inter	SOFTBALL (1)	\$	2,376	\$	2,376	
100.331.5195.00000000.1.3510.1.8	MS	MS Athletics/Intra/Inter	TRACK - COACH	\$	2,376	\$	2,376	
100.331.5195.00000000.1.3510.1.8	MS	MS Athletics/Intra/Inter	TRACK - ASST COACH (2)	\$	2,166	\$	4,332	
100.331.5195.00000000.1.3510.1.8	MS	MS Athletics/Intra/Inter	INTRAMURALS (500 hrs @ \$19)	\$	9,500	\$	-	
100.331.5195.00000000.1.3510.1.8	MS	MS Athletics/Intra/Inter	INTRAMURAL DIRECTOR	\$	2,392	\$	2,392	\$ 37,192
100.331.5195.00000000.1.3520.1.8	MS	MS Xtracurriculars	BAND DIRECTOR 6-8	\$	789	\$	789	
100.331.5195.00000000.1.3520.1.8	MS	MS Xtracurriculars	CHORUS 5-8	\$	789	\$	789	
100.331.5195.00000000.1.3520.1.8	MS	MS Xtracurriculars	CLASS ADVISOR 7	\$	645	\$	645	
100.331.5195.00000000.1.3520.1.8	MS	MS Xtracurriculars	CLASS ADVISOR 8	\$	645	\$	645	
100.331.5195.00000000.1.3520.1.8	MS	MS Xtracurriculars	DRAMA CLUB	\$	789	\$	789	
100.331.5195.00000000.1.3520.1.8	MS	MS Xtracurriculars	GEOGRAPHY CLUB	\$	789	\$	789	
100.331.5195.00000000.1.3520.1.8	MS	MS Xtracurriculars	MATH OLYMPIAD	\$	789	\$	789	
100.331.5195.00000000.1.3520.1.8	MS	MS Xtracurriculars	NEWSPAPER	\$	856	\$	856	
100.331.5195.00000000.1.3520.1.8	MS	MS Xtracurriculars	DESTINATION IMAGINATION (Gr 5-8)	\$	789	\$	789	
100.331.5195.00000000.1.3520.1.8	MS	MS Xtracurriculars	STUDENT COUNCIL	\$	789	\$	789	
100.331.5195.00000000.1.3520.1.8	MS	MS Xtracurriculars	YEARBOOK	\$	856	\$	856	
100.331.5195.00000000.1.3520.1.8	MS	MS Xtracurriculars	LEGO ROBOTICS	\$	789	\$	789	\$ 8,525

TOTAL MS STIPENDS \$ 48,876.00

100.351.5195.00000000.1.2315.1.1	HS	HS C & I Leaders	HS C & I Ldrs (\$3159 EA)	\$		\$	9,477	Title IIA
100.351.5195.00000000.1.3510.1.8	HS	HS Interscholastics	ATHLETIC DIRECTOR	\$	7,040	\$	7,040	

100.351.5195.00000000.1.3510.1.8	HS	HS Interscholastics	BASEBALL-JV (1)	\$	2,376	\$	2,376
100.351.5195.00000000.1.3510.1.8	HS	HS Interscholastics	BASEBALL-VARSITY (1)	\$	4,000	\$	4,000
100.351.5195.00000000.1.3510.1.8	HS	HS Interscholastics	BASKETBALL-JV BOYS (1)	\$	3,066	\$	3,066
100.351.5195.00000000.1.3510.1.8	HS	HS Interscholastics	BASKETBALL-JV GIRLS (1)	\$	3,066	\$	3,066
100.351.5195.00000000.1.3510.1.8	HS	HS Interscholastics	BASKETBALL-VARSITY BOYS (1)	\$	4,604	\$	4,604
100.351.5195.00000000.1.3510.1.8	HS	HS Interscholastics	BASKETBALL-VARSITY GIRLS (1)	\$	4,604	\$	4,604
100.351.5195.00000000.1.3510.1.8	HS	HS Interscholastics	CHEERLEADING-FALL (1)	\$	2,890	\$	2,890.00
100.351.5195.00000000.1.3510.1.8	HS	HS Interscholastics	CHEERLEADING-JV (1)	\$	966	\$	-
100.351.5195.00000000.1.3510.1.8	HS	HS Interscholastics	CHEERLEADING-WINTER	\$	2,890	\$	2,890.00
100.351.5195.00000000.1.3510.1.8	HS	HS Interscholastics	CROSS COUNTRY- GIRLS (1)	\$	2,890	\$	2,890
100.351.5195.00000000.1.3510.1.8	HS	HS Interscholastics	CROSS COUNTRY-BOYS (1)	\$	2,890	\$	2,890
100.351.5195.00000000.1.3510.1.8	HS	HS Interscholastics	FIELD HOCKEY-JV (1)	\$	2,376	\$	2,376
100.351.5195.00000000.1.3510.1.8	HS	HS Interscholastics	FIELD HOCKEY-VARSITY (1)	\$	4,000	\$	4,000
100.351.5195.00000000.1.3510.1.8	HS	HS Interscholastics	FOOTBALL-ASSISTANT (4)	\$	12,264	\$	12,264
100.351.5195.00000000.1.3510.1.8	HS	HS Interscholastics	FOOTBALL-VARSITY (1)	\$	4,878	\$	4,878
100.351.5195.00000000.1.3510.1.8	HS	HS Interscholastics	GOLF (1)	\$	2,890	\$	2,890
100.351.5195.00000000.1.3510.1.8	HS	HS Interscholastics	SOCCER-JV BOYS (1)	\$	2,376	\$	2,376
100.351.5195.00000000.1.3510.1.8	HS	HS Interscholastics	SOCCER-JV GIRLS (1)	\$	2,376	\$	2,376
100.351.5195.00000000.1.3510.1.8	HS	HS Interscholastics	SOCCER-VARSITY BOYS (1)	\$	4,000	\$	4,000
100.351.5195.00000000.1.3510.1.8	HS	HS Interscholastics	SOCCER-VARSITY GIRLS (1)	\$	4,000	\$	4,000
100.351.5195.00000000.1.3510.1.8	HS	HS Interscholastics	SOFTBALL-JV (1)	\$	2,376	\$	2,376
100.351.5195.00000000.1.3510.1.8	HS	HS Interscholastics	SOFTBALL-VARSITY (1)	\$	4,000	\$	4,000
100.351.5195.00000000.1.3510.1.8	HS	HS Interscholastics	TENNIS-BOYS (1)	\$	2,890	\$	2,890
100.351.5195.00000000.1.3510.1.8	HS	HS Interscholastics	TENNIS-GIRLS (1)	\$	2,890	\$	2,890
100.351.5195.00000000.1.3510.1.8	HS	HS Interscholastics	TRACK-ASST-BOYS, Winter/Spring (2 total)	\$	4,752	\$	4,752
100.351.5195.00000000.1.3510.1.8	HS	HS Interscholastics	TRACK-ASST-GIRLS, Winter/Spring (2 total)	\$	4,752	\$	4,752
100.351.5195.00000000.1.3510.1.8	HS	HS Interscholastics	TRACK-BOYS, Winter/Spring (2 total)	\$	8,000	\$	8,000
100.351.5195.00000000.1.3510.1.8	HS	HS Interscholastics	TRACK-GIRLS Winter/Spring (2 total)	\$	8,000	\$	8,000
100.351.5195.00000000.1.3520.1.8	HS	HS Xtracurriculars	MUSIC DIRECTOR Gr 9 - 12	\$	5,357	\$	5,357
100.351.5195.00000000.1.3520.1.8	HS	HS Xtracurriculars	CLASS ADVISOR 10	\$	967	\$	967
100.351.5195.00000000.1.3520.1.8	HS	HS Xtracurriculars	CLASS ADVISOR 11	\$	1,715	\$	1,715
100.351.5195.00000000.1.3520.1.8	HS	HS Xtracurriculars	CLASS ADVISOR 12	\$	2,149	\$	2,149
100.351.5195.00000000.1.3520.1.8	HS	HS Xtracurriculars	CLASS ADVISOR 9	\$	645	\$	645
100.351.5195.00000000.1.3520.1.8	HS	HS Xtracurriculars	COLOR GUARD	\$	-	\$	-
100.351.5195.00000000.1.3520.1.8	HS	HS Xtracurriculars	DRAMA CLUB	\$	1,950	\$	1,950
100.351.5195.00000000.1.3520.1.8	HS	HS Xtracurriculars	MODEL UN	\$	789	\$	789
100.351.5195.00000000.1.3520.1.8	HS	HS Xtracurriculars	NAT'L HONOR SOCIETY	\$	789	\$	789
							\$ 117,136

FY2017 - Other Salaries




<u>Acct #</u>	<u>LOC</u>	<u>ACCT NAME</u>	<u>FTE</u>	<u>Position</u>	<u>FY17 BUDGET</u>
100.303.5110.00000000.1.4110.1.1	DW	CUSTODIAL SUBS	0.0	Custodial Subs	\$ 9,600.00
100.303.5195.00000000.1.2357.4.1	DW	DISTR PROF DEV IN SVC TRNG	0.0	DW Program Review(Curriculum)	\$ 17,175.00
100.311.5110.00000000.1.2310.1.2	Taft ELC	TELC Teachers Extended Year		TELC Extended Year	\$ 27,580.00
100.311.5111.00000000.1.2325.1.1	Taft ELC	TELC SUBSTITUTES		TELC Substitutes	\$ 30,500.00
100.311.5111.00000000.1.2330.3.1	Taft ELC	TELC Regular Aides		Crossing Guard	\$ 5,520.00
100.321.5110.00000000.1.2310.1.2	Whitin Elen	ELEM Teachers Extended Year	0.0	W Elem Extended Year	\$ 9,820.00
100.321.5111.00000000.1.2325.1.1	Whitin Elen	ELEM SUBSTITUTES	0.0	W Elem Subs	\$ 41,000.00
100.321.5111.00000000.1.2330.3.1	Whitin Elen	ELEM AIDES	0.3	Crossing Guard	\$ 5,520.00
100.321.5111.00000000.1.2330.3.2	Whitin Elen	ELEM SPED AIDES		NECC Staff (7)	\$ 198,135.00
100.331.5110.00000000.1.2310.1.2	MMS	MS Teachers Extended Year	0.0	MMS Extended Year	\$ 11,264.00
100.331.5111.00000000.1.2325.1.1	MMS	MS SUBSTITUTES	0.0	MMS Subs	\$ 60,500.00
100.351.5110.00000000.1.2310.1.2	HS	HS Teachers Extended Year	0.0	HS Extend Year	\$ 3,180.00
100.351.5111.00000000.1.2325.1.1	HS	HS SUBSTITUTES	0.0	HS Subs	\$ 43,315.00
100.351.5111.00000000.1.2330.3.2	HS	HS SPED AIDES	0.0	Van Driver (Smyth)	\$ 8,550.00
100.351.5111.00000000.1.2330.3.2	HS	HS SPED AIDES	0.0	Driver (Duval)	\$ 23,100.00
100.303.5190.00000000.1.2320.1.2	DW	DIAGNOSTIC TESTING	0.0	Diagnostic Testing	\$ 23,093.00
Various Accounts	DW	VARIOUS ACCOUNTS	0.0	Additional DaysSpecialists (See wor	\$ 21,694.16
100.311.5111.00000000.1.2325.1.1	Taft ELC	TELC SUBSTITUTES		Substitute Coordinator	\$ 1,250.00
100.321.5111.00000000.1.2325.1.1	Whitin Elen	ELEM SUBSTITUTES		Substitute Coordinator	\$ 1,250.00
100.331.5111.00000000.1.2325.1.1	MMS	MS SUBSTITUTES		Substitute Coordinator	\$ 1,250.00
100.351.5111.00000000.1.2325.1.1	HS	HS SUBSTITUTES		Substitute Coordinator	\$ 1,250.00
TOTALS					\$ 544,546.16


FY2017

FUND	ACCOUNT NUMBER	ACCOUNT NAME	FY16		FY17	
			BUDGETED	Days Approved	BUDGETED	Days Approved
100	100.311.5110.00000000.1.2315.1.2	TELC Team Chair	\$ 1,168.20	2.5	\$ 960.00	2.5
100	100.311.5110.00000000.1.2800.1.2	TELC Social Wrkr (Psych)	\$ 934.56	2	\$ 766.00	2
100	100.311.5110.00000000.1.2305.1.1	TELC Lead Teacher	\$ 2,367.78	6	\$ 2,427.06	6
100	100.311.5110.00000000.1.3200.1.8	TELC Nurse	\$ 898.98	3	\$ 953.76	3
100	100.321.5110.00000000.1.2315.1.2	WELEM Team Chair	\$ 1,076.25	2.5	\$ 1,103.20	2.5
100	100.321.5110.00000000.1.2710.1.1	WELEM Counselor	\$ 899.74	2	\$ 922.28	2
100	100.321.5110.00000000.1.2800.1.2	WELEM Psychologist	\$ 970.22	2	\$ 994.52	2
100	100.321.5110.00000000.1.3200.1.8	WELEM Nurse	\$ 1,211.28	3	\$ 1,241.58	3
	100.321.5110.00000000.1.2305.1.1	WELE Lead Teacher	\$ 2,529.42	6	\$ 2,592.78	6
100	100.331.5110.00000000.1.2315.1.2	MS Team Chair	\$ 1,168.20	2.5	\$ 1,197.45	2.5
100	100.331.5110.00000000.1.2800.1.2	MS Psychologist	\$ 783.80	2	\$ 838.00	2
100	100.331.5110.00000000.1.3200.1.8	MS Nurse	\$ 1,253.67	3	\$ 1,285.02	3
100	100.351.5110.00000000.1.2315.1.2	HS Team Chair	\$ 1,040.10	2.5	\$ 1,055.70	2.5
100	100.351.5110.00000000.1.2710.1.1	HS Counselors	\$ 2,152.50	5	\$ 2,206.40	5
100	100.351.5110.00000000.1.2710.1.1	HS Counselors	\$ 2,152.50	5	\$ 2,128.70	5
100	100.351.5110.00000000.1.3200.1.8	HS Nurse	\$ 1,253.67	3	\$ 1,021.71	3

TOTAL SPECIALIST ADDT \$ 21,860.87

\$ 21,694.16

AUGUST					SEPTEMBER					OCTOBER				
M	T	W	T	F	M	T	W	T	F	M	T	W	T	F
1	2	3	4	5				1	2	3	4	5	6	7
8	9	10	11	12	H	6	7	8	9	H	11	12	13	14
15	16	17	18	19	12	13	14	15	16	17	18	19	20	21
22	23	24	25	26	19	20	21	22	23	24	25	26	27	28
29	30	31			26	27	28	29	30	31				
8/18-Grade 9 Orientation					9/1-First day of School for PK					10/7 - Curriculum Inservice - 1/2 day				
8/29 - Professional Dev. Day - No Classes					9/5 - Labor Day, No School					10/10 - Columbus Day, No School				
8/30 - Teacher Orientation/Prep Day					9/6-PK Open House					10/20-H.S. Teacher Conferences				
8/31 - Classes begin for all st					9/14-Grades 3-5 Meet the Teacher Night									
8/31-PK & K Open House 					9/13-Grades 6-8- Meet the Teacher Night									
					9/15-Grades 1 & 2 Only - Meet the Teacher Night									
					9/22-H.S. Meet the Teacher Night									
NOVEMBER					DECEMBER					JANUARY				
M	T	W	T	F	M	T	W	T	F	M	T	W	T	F
	1	2	3	4				1	2	V	3	4	5	6
7	8	9	10	H	5	6	7	8	9	9	10	11	12	13
14	15	16	17	18	12	13	14	15	16	H	17	18	19	20
21	22	23	H	25	19	20	21	22	23	23	24	25	26	27
28	29	30			V	V	V	V	V	30	31			
11/8 - Professional Deve. Day - No Classes					12/8- 6-8 Evening Conferences					1/3 - Classes resume				
11/11 - Veterans Day - No School					12/8-Grades 6-8 Conferences 1/2 day					1/12- H.S. Half Day for Students				
11/17-Grades 3-5 Evening Conferences					12/9- Curriculum Inservice - 1/2 day					1/13- Professional Deve. Day - No classes				
11/17-PreK Conferences - No School					12/23-Half Day for all students and staff					1/16 - Martin Luther King Day - No School				
11/17-PreK - 2 Evening Conferences					12/26 - Winter Recess Begins					11/17-11/20-H.S. Mid Year Exams - 1/2 days				
11/18-PK-2 Conferences - 1/2 day										11/23-H.S. Semester 2 Begins				
11/18-Grades 3-5 Conferences - 1/2 day														
11/23 - Half Day for all students and staff														
11/24-25 - Thanksgiving Recess														
FEBRUARY					MARCH					APRIL				
M	T	W	T	F	M	T	W	T	F	M	T	W	T	F
		1	2	3			1	2	3	3	4	5	6	7
6	7	8	9	10	6	7	8	9	10	10	11	12	13	H
H	V	V	V	V	13	14	15	16	17	H	V	V	V	V
20	21	22	23	24	20	21	22	23	24	24	25	26	27	28
27	28				27	28	29	30	31					
2/3-Grades 6-8 Conferences - 1/2 day					3/10 - Curriculum Inservice - 1/2 day					4/13-H.S. Half Day for Students				
2/13- President's Day - No school					3/23-K Evening Conferences					4/14 - Good Friday				
2/14-17 - February Vacation					3/24-Grades 3-5 Conferences- 1/2 day					4/17 - Patriot's Day - No school				
2/24 - H.S. Half Day for Students					3/24-Grades K-2 Conferences - 1/2 day					4/18-21 - April Vacation				
MAY					JUNE					TELEPHONE NUMBERS				
M	T	W	T	F	M	T	W	T	F					
1	2	3	4	5				1	2	Taft Early Learning Center				
8	9	10	11	12	5	6	7	8	9	Grades PreK-2, (508) 278-8643				
15	16	17	18	19	12	13	14	15	16	Whitin Elementary School				
22	23	24	25	26	19	20	21	22	23	Grades 3-5, (508) 278-8640				
H	30	31			26	27	28	29	30	Uxbridge Middle School				
5/5 - Curriculum Inservice - 1/2 day					6/4 - UHS Graduation					Grades 6-8, (508) 278-8634				
5/25-PreK Day/Evening Conf.-No School					6/6-Last day for K					Uxbridge High School				
5/26-PreK -No School for PreK					6/7-Last day for PreK					Grades 9-12, (508) 278-8633				
5/29 - Memorial Day - No School					6/7-6/9- K Screening					Superintendent's Office (508) 278-8648				
					6/7-6/12-H.S. Final Exams 1/2 Days									
					6/8,9,12- PK Screening									
					6/14- Last day of school for students									
					15-21 (5 days) Snow days									



Do Not Write in this Space

Town of Uxbridge

Meeting

Cancellation

Board or Commission School Committee
Meeting Date February 23, 2016
Place High School Library
Authorized Signature _____

Time 7:00 P.M.

-
- 1 **Call to Order**
 - 2 **Executive Session**
Level 3 Grievance - Personnel Matter
Business Manager Employment Contract
 - 3 **Public Comment**
 - 4 **FY16 Budget**
 - 5 **School Committee Vote on FY17 School Department Budget & Submission to Town Manager (A)**
 - 6 **2016-2017 School Calendar - Second Reading (A)**
 - 7 **Superintendent's Report**
 - 8 **Old/New Business**
 - 9 **Meeting Minutes** - January 5, January 19, February 2, 2016
 - 10 **Next School Committee Meeting** - March 1, 2016
 - 11 **Adjournment**

A = Action Item

*** Meeting Postings:**

Except in an emergency, a public body must post notice of a meeting at least 48 hours in advance, excluding Saturday's, Sunday's and legal holidays, except in emergencies.

"Emergency" is a sudden, generally unexpected occurrence or set of circumstances demanding immediate action.

In an emergency, a public body shall post notice as soon as reasonably possible prior to a meeting.

- * Notice must include date, time and place of meeting.
Must include listing of topics the chair reasonably anticipates will be discussed at the meeting.
- * Topics must give enough specificity so that the public will understand what will be discussed.
- * Public bodies are encouraged to update the notice when aware of new topic within the 48 hour period before the meeting.
- * Chairs should not post notices so far in advance that there is a high likelihood that new topics will arise, unless the chair updates the notice with any such new topics 48 hours in advance of the meeting.