



ARCHITECTURE
&
DESIGN

ROBERT P. DALLESANDRO AIA

419 SOUTH LEXINGTON AVE. WHITE PLAINS, NY 10606
917-923-2057

March 25, 2013

Village of Tarrytown
Board of Trustees
One Depot Plaza
Tarrytown, NY 10591
Attn: Mike Blau

Re: 23 John Street Driveway Addition

Dear Mr. Blau:

This letter is to advise and confirm that plans have been submitted to the Village proposing the addition of a drive to the single-family residence at 23 John Street. Currently no driveway exists at this property.

We kindly request a meeting with the Board of Trustees to discuss the proposed addition and its minimal impact to the existing street parking as it requires the expansion of an existing curb cut.

These plans were approved by the Village Planning Board on February 25th. A copy of the approved plan is attached to this letter.

Please feel free to contact me should you have any questions or require additional information.

Yours truly,

Robert P. Dallesandro, RA

Mike Blau

From: Bruce Weinberg <bruweinberg@gmail.com>
Sent: Thursday, March 21, 2013 11:31 AM
To: Mike Blau
Cc: Ora Berman; Jessica Weinberg; Laura E. Haupt
Subject: Proposed Plan for the "Joe Hill Dog Run at Neperan Park"
Attachments: Joe Hill Dog Run At Neperan Park.pdf

Good Morning Mike

Attached please find our finalized preliminary plan for the above referenced project. We are very excited about the prospects of working with the town to make this happen and are open to your thoughts and recommendations.

We have set up a non for profit corporation with the state of New York and will be applying to the IRS for a tax Id number. We are in the process of putting together a committee which will be assisting us with the many tasks ahead including but not limited to fundraising and marketing. Laura Haupt who owns Bark and Meow in town and is a committee member is lending her expertise in construction management and has many connctions in town who can be helpful with this project. My daughter Jessica Weinberg a recent graduate from Tufts University's Museum School of Fine Arts also a committee memeber is lending her Artistic and Organizing skills. I have also been contacted by JP Morgan Chase who I bank with and found out about the project who has expressed a sincere interest in assisting us with construction financing and possibly donations to the community to help make this happen.


Please let us know next steps with the town so we can attempt to move this project along. Once again, thank you for all your help and cooperation these past few months and we look forward to seeing you soon

Regards
Bruce










--
Bruce N. Weinberg
18 North Broadway
#401
Tarrytown, New York 10591



VIEW OF PROPOSED PLAN LOOKING SOUTH EAST



VIEW OF PROPOSED PLAN LOOKING NORTH EAST

								
<p>2020</p>	<p>PRODOTTO IN ITALIA</p>	<p>PRODOTTO IN ITALIA</p>	<p>2020</p>	<p>2020</p>	<p>2020</p>	<p>2020</p>	<p>2020</p>	<p>2020</p>

Bruce Weinberg
&
Village of Tarrytown, NY

Joe Hill Dog Run at Neperan Park
Located in the Village of Tarrytown, NY

Located in the Village of Tarrytown, NY

Conceptual Design

Landscape Architecture by:

STREET
LANDSCAPE
ARCHITECTURE

1184 Croig Avenue, Freeport NY



T. 516 286 7710

Project #: 12-0001

Date 03-10-2013

Scale: 1" = 20'-0"

Designed by:
ORA BERMAN, RLA


Drawn by:
ORA BERMAN, RLA

Checked by:

Drawing No.

1

Drawing 1 o 2




All Purpose Fountain




Solar Powered Fountain


Decomposed Granite (Crushed Stone Running Surface)



Stepping Stones



Optional Surface Treatment for Fountain Area




Proposed Play Structures



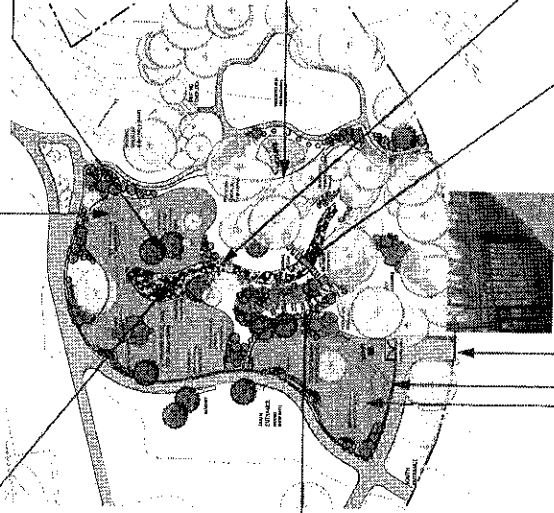
Proposed Logs for Play and as Barrier Control





Existing Gate & Fence Along Hillside (4' Ht.)



Match New to Existing Ornamental Fence Along Path (4' Ht.)



Proposed Steel Backless Benches



Existing Park Benches



Proposed Fence Options Along Hillside (4 to 6' Ht. Max)



Seasonal Stream (fed by local spring water)



Proposed Foot Bridge

Prepared for:

Bruce Weinberg &
Village of Tarrytown, NY

Joe Hill Dog Run at Neperan Park

Located in the Village of Tarrytown, NY

Proposed Site Details & Material

Landscape Architecture by:



184 Craig Avenue, Tarrytown, NY

Project #: 12-0001

Date: 03-14-2013

Scale: N.T.S.

Designed by:
ORA BERMAN, RLA

Drawn by:
ORA BERMAN, RLA

Checked by:

Drawing No.

L-2

Drawing 2 of 2

Dan Pennella

From: Mike Blau
Sent: Tuesday, September 18, 2012 4:06 PM
To: Dan Pennella
Cc: Mike McGarvey
Subject: RE: 23 John Street proposed curb cut

Dan – I would like to speak to you for a few minutes about this matter to ultimately determine whether the Board of Trustees needs to be involved. I will be in a meeting in NYC tomorrow morning and should be back tomorrow afternoon.

From: Dan Pennella
Sent: Tuesday, September 18, 2012 3:44 PM
To: Mike Blau
Cc: Mike McGarvey
Subject: RE: 23 John Street proposed curb cut

Mike,

A request for a curb cut was submitted by the prior owner and denied on 10/9/08 for non-conformance with the zoning ordinance requirements. The new owner Christopher Jones is submitting this application to request two parking spaces located in the front and side yard lot lines and a new curb cut to access the parking. This application was denied on March 5, 2012 and, we advised the Architect to obtain BOT approvals for the curb cut. Since the plans do not clearly depict the proposed curb cut, I have attached a photograph and imposed on it the proposed curb cut and parking area. In order to create a new curb cut one street parking will be eliminated.

In accordance with the Village code the noted code sections and board approvals are required for this application to be considered further by the Building department;

§291-3 Village Board of Trustees for realignment of street parking
§305-47 Zoning Board of Appeals
§305-64 Planning Board
§9-4 Architectural Review Board

If you need anything else please let me know.

From: Mike Blau
Sent: Monday, September 17, 2012 12:52 PM
To: Dan Pennella
Subject: FW: 23 John Street proposed curb cut

I need to speak to you about this application

From: Robert Dallesandro [<mailto:rdallesandro@taylorarchitects.com>]
Sent: Monday, September 17, 2012 12:46 PM
To: Mike Blau
Subject: RE: 23 John Street proposed curb cut

Hi Mike,

Have you been able to speak with the building department? I'd just like to know what the next steps would be?





VILLAGE OF TARRYTOWN INTEROFFICE MEMORANDUM

TO: Michael Blau, Village Administrator

FROM: Carol A. Booth *CB*

SUBJECT: Arbor Day Resolution

DATE: April 2, 2013

Arbor Day Resolution

WHEREAS, in 1872 J. Sterling Morton proposed to the Nebraska Board of Agriculture that a special day be set aside for the planting of trees; and

WHEREAS, this holiday, called Arbor Day, was first observed with the planting of more than a million trees in Nebraska; and

WHEREAS, Arbor Day is observed throughout the nation and the world; and

WHEREAS, trees can reduce the erosion of our precious topsoil by wind and water, cut heating and cooling costs, moderate the temperature, clean the air, produce oxygen and provide habitat for wildlife; and

WHEREAS, trees are renewable resources giving us paper, wood for our homes, fuel for our fires and countless other wood products; and

WHEREAS, trees in our city increase property values, enhance the economic vitality of business areas, and beautify our community; and

WHEREAS, trees are a source of joy and spiritual renewal; and

WHEREAS, the Village of Tarrytown has been recognized as a Tree City USA by the National Arbor Day Foundation for 29 years and the Village desires to continue its tree-planting ways.

NOW THEREFORE, BE IT RESOLVED that the ^{Friday, 26}Board of Trustees of the Village of Tarrytown does hereby proclaim ^{Friday, 26}April 26, 2013 as "ARBOR DAY" in the Village of Tarrytown, and urges all citizens to support efforts to care for trees and woodlands in the Village and to support the Village's forestry program.

Kathy Deufemia

From: Carol Booth
Sent: Thursday, April 04, 2013 10:45 AM
To: Kathy Deufemia; Mike Blau
Subject: FW: Arbor Day

-----Original Message-----

From: Scott Weaver [<mailto:sweaver@tarrytowngov.com>]
Sent: Tuesday, April 02, 2013 11:35 AM
To: Carol Booth
Subject: RE: Arbor Day

Carol,

After our meeting this morning, we are having the Arbor Day Celebration for the Village on Friday April 26, 2013 at the W.I. School at 8:30 am. We are going to talk to Miss Huntington's 4th grade class about the importance of trees in our community. We are hoping to have handouts for the kids to bring home. The tree commission members will be contacting the local media for coverage on this ie: River Journal, Hudson Independent as well as Daily Tarrytownner. Tree Warden Dierdre Carsto and Tree Commission Chair Eric Clingen are going to be the speakers. This will take place rain or shine.



Octagon 10 Office Center
1719 Route 10, Suite 314
Parsippany, New Jersey 07054

Professional Consulting, llc.

Phone: 973.683.0044
Fax: 973.683.0077

March 18, 2013

Michael S. Blau, Village Administrator
Village of Tarrytown
One Depot Plaza
Tarrytown, NY 10591

Re: Engineering Services for the Rehabilitation of the Three (3) Water Storage Tanks
Village of Tarrytown, NY
PCI No. P-694

Dear Mr. Blau:

Professional Consulting, LLC (PCI) is pleased to submit this proposal for the engineering services related to the upgrade and repair of the High Service Tank, Low Service Tank and Air Break Tank as part of the Water Distribution System Improvements for the Village of Tarrytown, refer to the attached water storage tanks location plan. Based on the review of the tanks inspection reports dated November 15, 2012, repairs are warranted on all of the three water tanks. Most of these repairs are time sensitive which should be completed immediately in order to avoid further damage to the tanks and connected systems, miscellaneous other repairs and upgrades are required to meet the regulatory compliance and BMP standards.

A leak developed in the High Service Tank (HST) back in 2005; a temporary repair was made at that time. This leak has resurfaced requiring a more permanent fix. In the recent past pump station damages were also experienced due to lack of intake water protection. Based on the tank inspection findings, the three tank paint/coating system has a 5-7 year remaining life left. As such, we have recommended that the tank cleaning and painting work be postponed to next 5-7 years time and the three tanks should be rehabilitated to address the necessary repairs and modifications. The Proposed tanks rehabilitation work will include engineering evaluation and repair of the HST leak and base plate foundation, installation of hydrodynamic mixing system in the HST and the upgrade of the tank cathodic protection system. Intake screen will be installed in the Air Break Tank (ABT) outlet pipe, and a new cathodic protection system will be installed to provide corrosion protection to the ABT. Other tank modifications will include interior cleaning of the HST and ABT, disinfection piping upgrade in the ABT, overflow pipe repairs on the Low Service Tank (LST) and the HST to address the pipe air break separation and drainage modifications, replacement of tank finial vents screens on the LST and HST, replacement of the caulking/sealing on the tank(s) ring-wall foundation, power washing, repairs of anodes and rigging holes, and

miscellaneous upgrades. As part of the work ABT and HST will be taken offline and drained for repairs, a temporary tank will be designed to address the pressure issues related to HST disconnection. LST will not be drained and no interior modifications on the tank are proposed at this time.

In light of our review of the tank inspection reports and the PCI feasibility study to improve water distribution pressure in the high service area, we have prepared the following scope of work for the required design services:

I. Services to be performed by PCI:

1. Review existing tank construction drawings and inspection reports to develop rehabilitation and repair details for the three water tanks.
2. Coordinate with the Village water department to isolate the Air-break tank without additional temporary tank installations.
3. Prepare design details for the use of temporary water (hydro-pneumatic) tanks during isolation and repairs of the High Service tank.
4. Conduct internal tank inspection and collect additional data for the HST leak repair, structural foundation improvements, and tank upgrades.
5. Conduct internal tank inspection and collect additional data for the ABT intake screen and chlorine injection upgrades, and the installation of a new cathodic protection system.
6. Prepare construction Plans and Specifications for rehabilitation/repairs of the three (3) water storage tanks.
7. Prepare engineers report and probable construction cost.
8. Submit initial permit application(s) and plans for regulatory compliance and approvals.
9. Submit ten (10) sets of contract documents to the Village for bid solicitation.
10. Assist the Village in evaluation of bids and prepare recommendation of award.

II. Responsibilities of the Client:

1. The Village will make available all relevant data and provide a knowledgeable person from the Village Water Department to assist in data collection pertinent to the water storage tanks.

2. Assist in coordination with neighboring water districts for temporary interconnection needs.
3. The Village will directly pay for regulatory fees, any survey, testing, and inspection costs, if needed.

III. Fees:


Our fee for providing the services noted in tasks I.1 to I.10 shall be a lump sum of \$34,500. Any additional work not specifically identified above, including attendance at additional meetings and site inspections, shall be billed based on our General Services Agreement.

The probable construction cost for the rehabilitation work for the three (3) water storage tanks is in the range of \$550,000 to \$750,000.

We look forward to the opportunity of working with the Village on this project in its efforts to continue to improve the Village water distribution system. Should you have any questions or comments or require additional information, please do not hesitate to contact us.

Your authorized signature below will constitute satisfactory agreement between us for performance of our services.

Very truly yours,
PROFESSIONAL CONSULTING, LLC.


Arshad Jalil, P.E., BCEE
Principal

ACCEPTED BY: _____

TITLE: _____

DATE: _____

C: Michael J. McGarvey, P.E., Village Engineer

Village of Tarrytown
Film Permit Analysis

Year	Company	Amount	Downtown Location	Amount	Non Downtown Location
2010-2011	Sister Spirit	1,250.00	Music Hall		
	Onion Sports	820.00	Music Hall		
2011-2012	Predisposed	1,600.00	YMCA		
	DSP Ent.	5,000.00	YMCA		
	Alloy	1,500.00	Main St/Bway/River		
	ABC News	2,500.00	45 N Bway		
	HBO			7,000.00	Hudson Harbor
	Eng Teacher Film	1,500.00	Main St/Music Hall		
2012/13	Eurica	100.00	Music Hall		
	17 Mag			410.00	Park Ave
	Showtime	2,980.00	Music Hall		
	Discovery			2,500.00	Lyndhurst
	RedTree			1,500.00	Lakes
	Long Road Home	1,000.00	Music Hall		
	Winters Tale			1,500.00	Lyndhurst
	Winters Tale			500.00	Lyndhurst
	Bonanza			1,000.00	Doubletree
	Winters Tale			500.00	Lyndhurst
	NYU	300.00	Main St		
	Angelica	1,000.00	Music hall		
		19,550.00		14,910.00	

WINDOW GARDENS DIRECT

366 WILD GOOSE RD

TYRONE, PA 16686

Phone: 814-381-6268

Email: sales@windowgardensdirect.comWebsite: www.windowgardensdirect.com**QUOTATION**

Date	Quotation #
03-26-13	WGD-32613

QUOTE TO:

MAIN STREET MATTERS

ATTN: STACY

TARRYTOWN, NY 10591

Phone: 914-649-9764 Email: stacybelkind@gmail.comcc: christoforu@aol.com

1. Earliest Ship Date: At Buyer's request.
2. Terms: **Net 15 days**
3. Quote Valid for 30 days (We cannot guarantee items will be in stock after this time.)
4. Discounts apply for orders of 10 or more of the same item number, unless item is on sale at time of Quote.

Qty	Description	Regular Retail	20% Discount Unit Price	Extension
20	25" Lamppost Hayrack w/Set of 2 Coco-fiber Liners	189.75	151.80	3,036.00
	MERCHANDISE TOTAL:			3,036.00
	SALES TAX:			n/a
	SHIPPING & HANDLING:			FREE
	TOTAL:			3,036.00
	<i>Please contact Deb with any questions, requests, or proposed revisions at 814-381-6268, or email, deborah@windowgardensdirect.com.</i>			

ORDERING & PAYMENT TERMS:

- All major credit cards are accepted. Prepayment required prior to shipping/delivery.
- P.O. Numbers provided will be invoiced with Net/15 days upon delivery.
- Orders will be processed to ship upon Buyer's request. (Delivery within 1 – 5 days, depending on destination.)

SPEC SHEET

25" LAMPPOST HAYRACK w/Set of 2 Natural Coco-fiber Liners Fits 6" posts.

Dimensions: 25" diam. at top (then tapers down) x 12" deep.

Material/Thickness: Made of round, 5/16" diameter steel bars.


Description: Consists of two (2) halves, each 12" deep, which clamp together firmly around a 6" post by an internal octagonal bracket and large set screws (included) that can be tightened with a wrench.

Lamppost hayracks are rust protected with a thick black, vinyl coated finish, for many years of service.

Weight: Two halves with octagonal bracket and screws (without liners): 20 lbs.; with set of two (2) natural coco-fiber liners: 24 lbs.

NATURAL COCO-FIBER LINERS (Set of 2 for each Lamppost Hayrack)

Coco-fiber is a natural byproduct from coconut farming in Sri Lanka (Ceylon). The liners are pre-formed with natural latex, so they are ready to fit right into your planters.



INSTRUCTIONS FOR INSTALLING LAMPPOST HAYRACKS

Lamppost Hayracks clamp together firmly around lampposts with an internal octagonal bracket and large set screws.

1. Place baskets in position on the pole.
2. With a wrench, tighten the four (4) outer bolts, nuts, and washers at the top first.
3. Then tighten the two (2) outer bottom bolts, nuts, and washers.
4. Tighten the four (4) inside bolts to secure to pole on top and bottom.

(See attached diagrams.)

Please contact Window Gardens Direct at 814-329-5312 with any questions.

Window Gardens Direct

Phone: 814-381-6268

Fax: 814-626-0356

sales@windowgardensdirect.com

www.windowgardensdirect.com

INSTRUCTIONS FOR INSTALLING LAMPPOST HAYRACKS

Lamppost Hayracks clamp together firmly around lampposts with an internal octagonal bracket and large set screws.

**25" Lamppost Hayracks fit 6" posts
30" Lamppost Hayracks fit 8" posts**

1. Place baskets in position on the pole.
2. With a wrench, tighten the four (4) outer bolts, nuts, and washers at the top first.
3. Then tighten the two (2) outer bottom bolts, nuts, and washers.
4. Tighten the four (4) inside bolts to secure to pole on top and bottom.


(See attached diagram.)

NOTE: If baskets don't fit tightly around the pole, options are to replace bolts with longer bolts and/or shim it.

Please contact Window Gardens Direct at 814-329-5312 with any questions.



Hanging Basket Informational Guide



City of Worthington
Department of Public Service
380 Highland Ave.
Worthington, Ohio 43085
614-431-2425



Basket in May

The following is an informational guide on the City of Worthington's hanging baskets. The City of Worthington has contracted out the assembly of the baskets in the past; however, beginning in 2002, the City performs all functions in-house - purchasing materials, assembly, hanging, maintenance, and removal.

NUMBER OF BASKETS: 109 total with 91 along downtown streets and 18 at City buildings.



Basket in October

BASKET DESCRIPTION: The following material is used for the baskets:

	Material	Type	Quantity	Where Purchased
1.	Basket	24" black plastic coated metal	110	Braun Horticulture 1-800-246-6984
2.	Moss Mat	24" green moss covering a wood fiber mat liner	120	Braun Horticulture 1-800-246-6984
3.	Soil	Baccto/Bark 1000 Planting Mix	109 bags	Buckeye Resources 937-462-8346
4.	Flowers	6" Red (Pelargonium) Geraniums	4 geraniums per basket	Acorn Farms 614-891-9348
5.	Greenery	4" Varigated Vinca Vine (Vinca Major)	5 vinca per basket	Acorn Farms 614-891-9348
6.	Greenery	4 1/2 inch Spike (Dracaena indivisa)	1 per basket	Acorn Farms 614-891-9348
7.	Water Absorber with Fungi	Soil Moist (crystals expand when wet, holding in moisture) with endomycorrhizal fungi	68 lbs (10 oz per basket)	JRM Chemical 800-962-4010
8.	Root Stimulator	Ferti-Lome Stimulator	3.5 gallons (4 oz per basket)	Oakland Nursery 614-268-3511
9.	Fertilizer	MiracleGro Bloombuster 15-30-15	30 lbs. (1 1/2 lb per 200 gallon tank of water)	Oakland Nursery 614-268-3511
10.	Plastic Bags	Tough Guy 2.0 mil 22x20x48	100 bags	Grainger 614-846-5220



soil mixture



vinca vine




geraniums



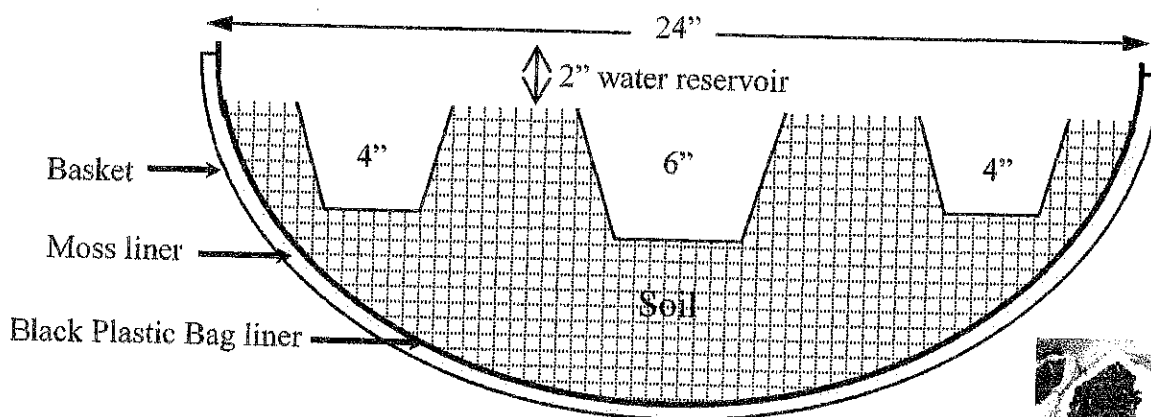
lined basket

BASKET ASSEMBLY

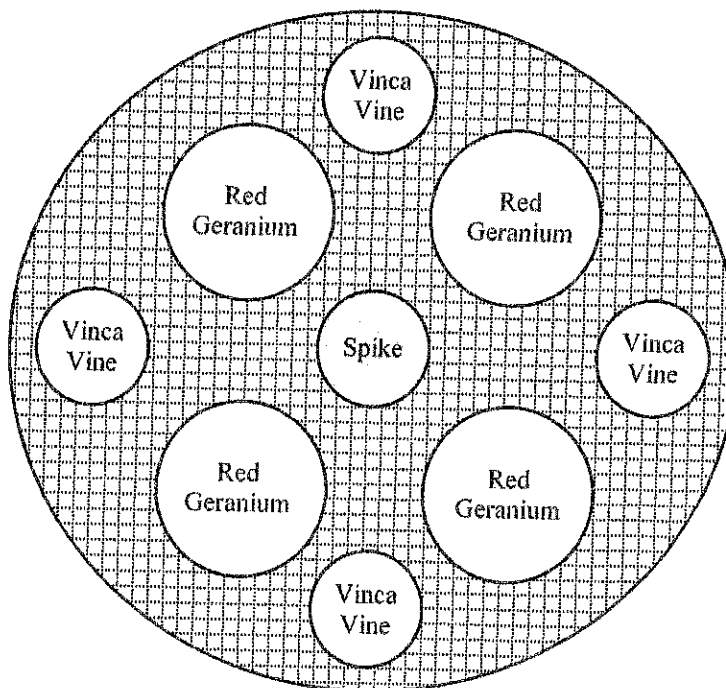
- Time: 20 minutes per basket
- 3 persons: 1 to fill soil, 1 to add Soil Moist & wet, 1 to plant.
- Instructions:
 1. Place moss in basket, lining the inside of the basket;
 2. Place plastic bag liner on top of moss;
 3. Staple the plastic bag to the moss;
 4. Puncture the bag/moss 20 times to allow water through;
 5. Fill basket 1/2 full with soil;
 6. Add Soil Moist;
 7. Using water mixed with Root Stimulator, wet soil to expand soil moist;
 8. Wait one day allowing Soil Moist to expand and absorb water; and
 9. Add additional soil and plants 2 inches below lip of liner, leaving a reservoir for water.



Baskets are lined up for assembly.



Baskets are lined with moss, a plastic bag, then filled with soil.






Lining baskets with moss and plastic.



Unloading plants.

HANGING OF THE BASKETS

- Use large U-bolts with 1"x1/2" metal bars (about 36" in length) and attach to street light pole.
- Use an Ariel Lift Truck "bucket truck" to hang and remove the baskets.



GENERAL TIMELINE

- Order flowers and greenery from nursery in mid-winter
- Assembly - mid May
- Hanging of Baskets - mid/late May (when assembly finished)
- Take down Baskets - late October (before hanging Christmas decorations)

BASKET MAINTENANCE

WATERING

- Water baskets Monday, Wednesday, and Friday (modify for holiday schedule, i.e. if Monday is holiday, water Tues., Wed., and Fri.)
- Use 1 1/2 lbs of Miracle-Gro per 200 gallon tank once each week, water only other two times
- Do not need to water baskets, ONLY if receive 1/2 inch of rainfall the previous day.
- Instructions
 - ⇒ 30 second count for each basket, then 60 second count for each basket. Alternating baskets between counts allows water to soak in rather than run off. Total Time: 1.5 min. (Calibrate times based on volume of water from your sprayer).
 - ⇒ Should use 4 full tanks of water for the 100 baskets.
 - ⇒ 3 tank refills x 200 gallon water tank = 600 gallons for 109 baskets = 5 1/2 gallons of water per basket.
 - ⇒ Attach long handle spray nozzle to hose to reach basket.

DEADHEADING


- Deadhead flowers every other week using a ladder.

STAFFING

- 1 seasonal worker at 30 hours a week after installation



The City uses a Bucket Truck to hang and remove the baskets.



WATER TRUCK AND TANK TRUCK

- Chevrolet full size pick up

WATER TANK


- capacity: 200 gallons
- Equipped with 100 ft. 5/8" hose on an electrical retractable hose reel
- Tank and Hose Reel are skid mounted and is friction fitted into truck bed and is easily removed for storage.
- The water tank has a spot to attach a regular hose, fitted with a fire hydrant adapter. This hose is used to fill the water tank from a fire hydrant.

SIGN BOARD

- Cab mounted arrow director

RADIO

- Two-way radio



Any questions regarding Worthington's hanging planter program should be directed to Mark Jans, Maintenance Supervisor (614) 431-2425