

PLAN

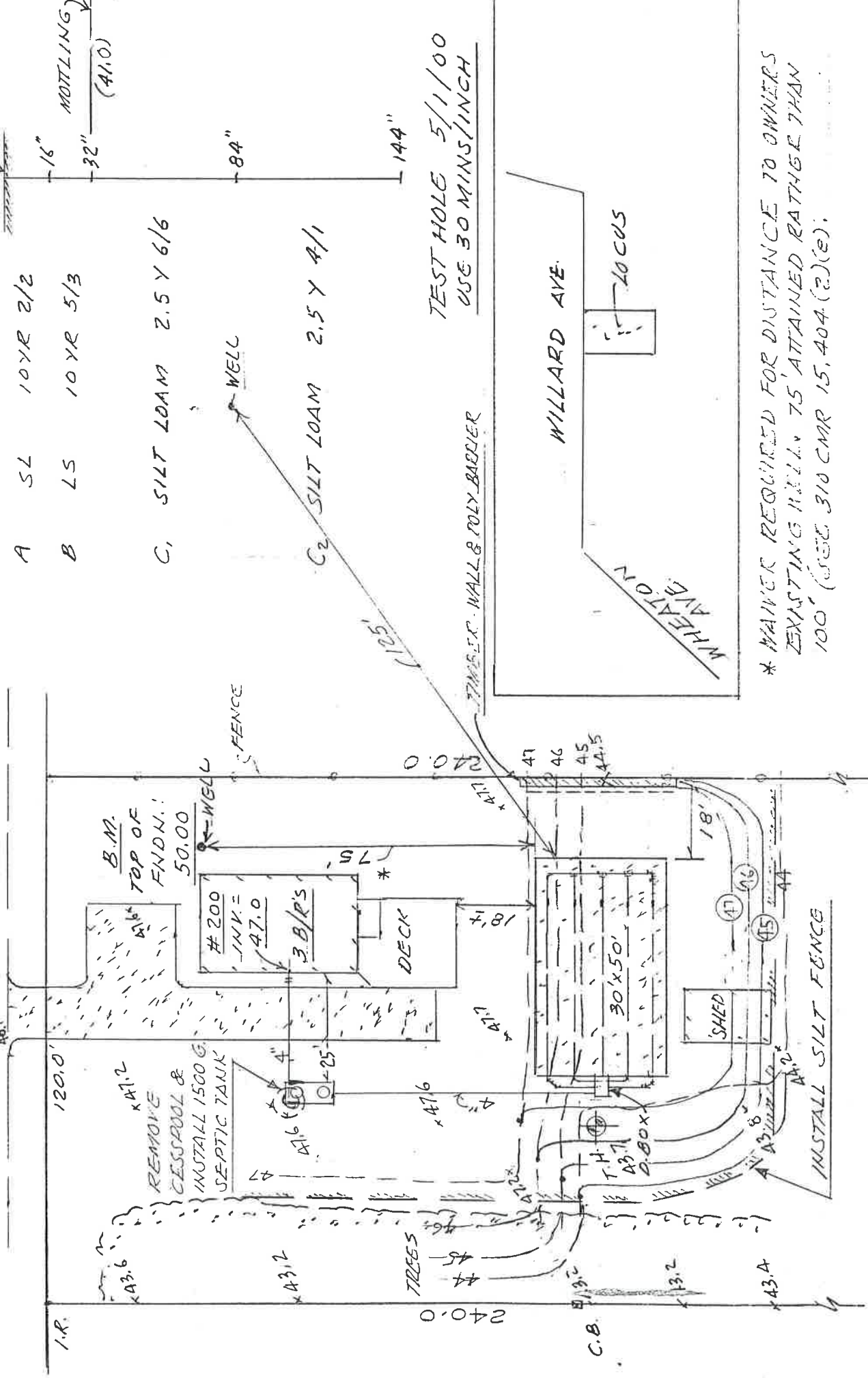
SCALE: 1"=30'

CONCOM APPROVAL REQUIRED

APPROVED

Harold E. Chenevert, Jr. Health Agent

WILLARD AVE.



DESIGN DATA

7775 5 + 50% 3 BEDROOMS = 495 GPD. USE BED AT 0.33 GALS/SF 30' x 50' = 1,500 SF x 0.33 = 495 GALS/DAY


NOTE:

This system is not designed to accommodate a garbage grinder unit.

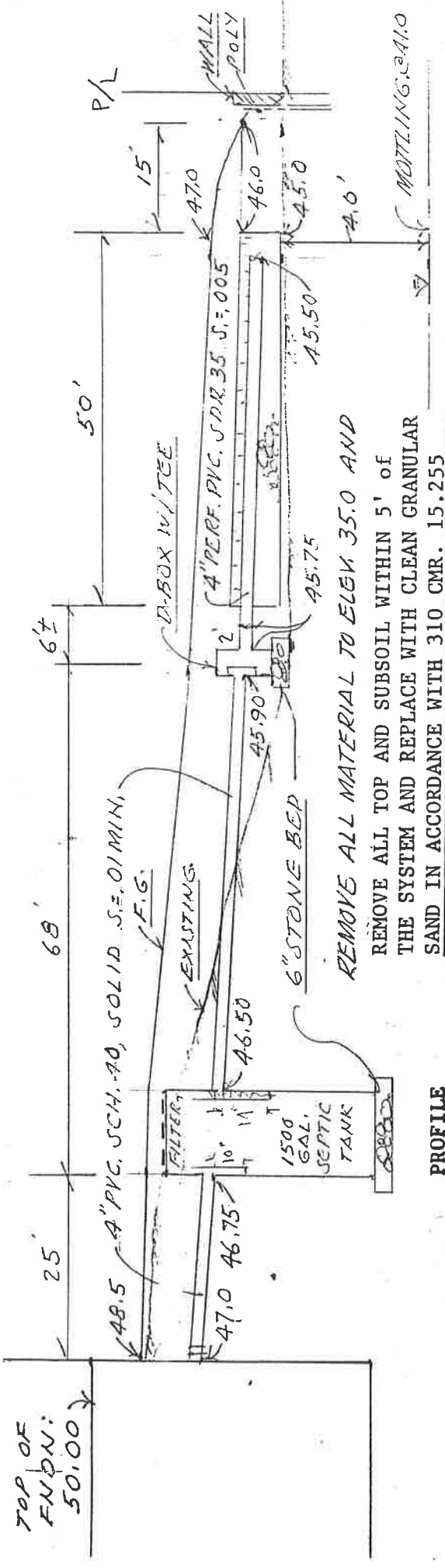
There are no wells within 200 feet of the system or reserve area except as shown.

- A SL 10xR 2/2
B LS 10xR 5/3
C, SILT LOAM 2.5 x 6/6
C2 SILT LOAM 2.5 x 4/1

TEST HOLE 5/1/00 USE 30 MINS/INCH




* PAVER REQUIRED FOR DISTANCE TO OWNERS EXISTING WITHIN 75' ATTAINED RATHER THAN 100' (SEE 310 CMR 15.404.(2)(e)).



PROFILE

HOR. 1"=20' SCALE: VERT. 1"= 4'

69-440



SHEET 1 OF 1 SEWAGE DISPOSAL REPAIR PLAN MAP 5 LOT 8 AREA = 28,800 sq NO. 200 WILLARD AVE. SEEKONK, MASSACHUSETTS BY RICHARD BELLEVANCE, RS MAY, 2000

