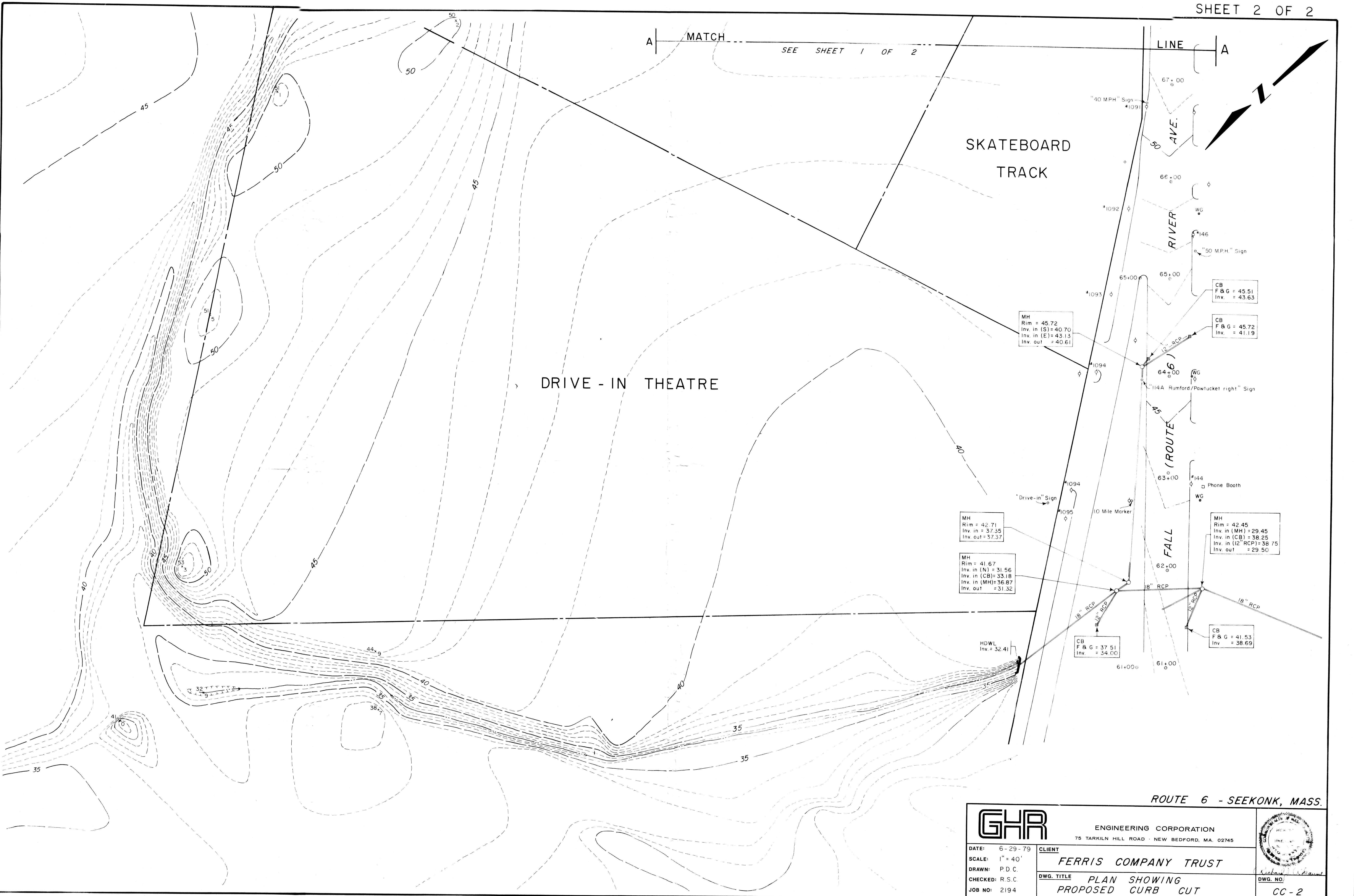
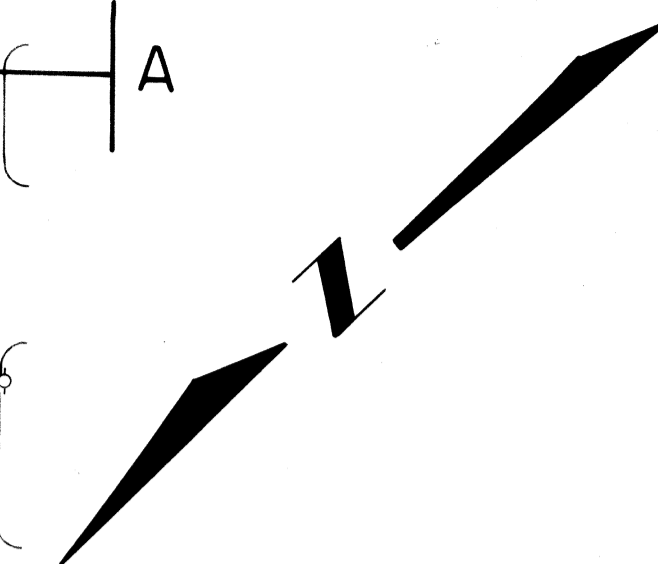


A | MATCH SEE SHEET 1 OF 2

LINE A



DRIVE - IN THEATRE

SKATEBOARD TRACK

50 AVE.
RIVER

(ROUTE 6)
FALL

ROUTE 6 - SEEKONK, MASS.

MH
Rim = 45.72
Inv. in (S) = 40.70
Inv. in (E) = 43.13
Inv. out = 40.61

CB
F & G = 45.51
Inv. = 43.63

CB
F & G = 45.72
Inv. = 41.19

MH
Rim = 42.71
Inv. in = 37.35
Inv. out = 37.37

MH
Rim = 41.67
Inv. in (N) = 31.56
Inv. in (CB) = 33.18
Inv. in (MH) = 36.87
Inv. out = 31.32

MH
Rim = 42.45
Inv. in (MH) = 29.45
Inv. in (CB) = 38.25
Inv. in (12" RCP) = 38.75
Inv. out = 29.50

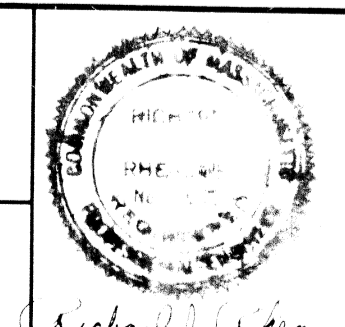
CB
F & G = 37.51
Inv. = 34.00

CB
F & G = 41.53
Inv. = 38.69

HOWL
Inv. = 32.41



ENGINEERING CORPORATION
75 TARKILN HILL ROAD · NEW BEDFORD, MA. 02745



DATE: 6-29-79
SCALE: 1" = 40'
DRAWN: P.D.C.
CHECKED: R.S.C.
JOB NO: 2194

CLIENT
FERRIS COMPANY TRUST
DWG. TITLE
**PLAN SHOWING
PROPOSED CURB CUT**

DWG. NO.
CC-2