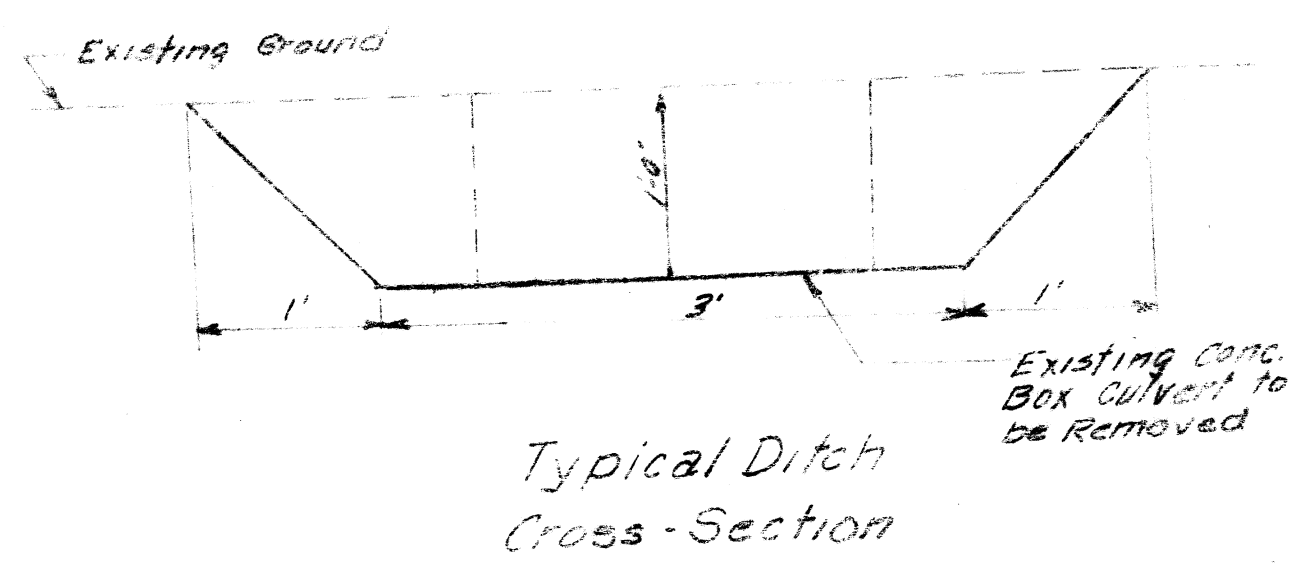
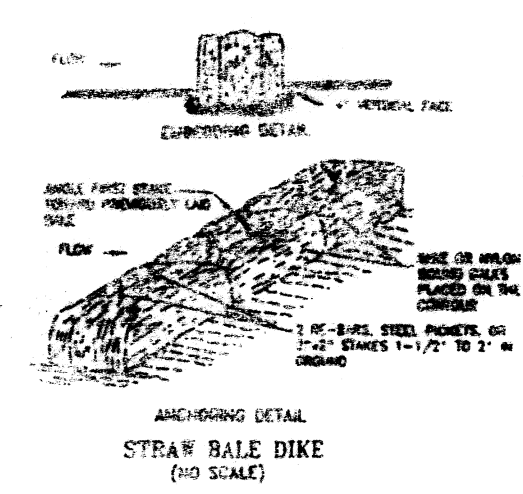
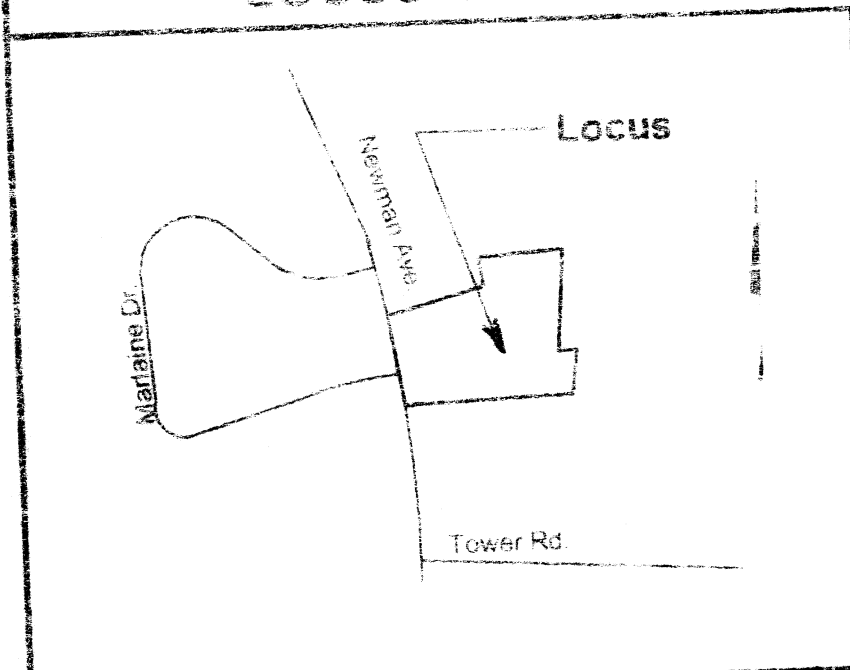


- SEQUENCE OF CONSTRUCTION
- 1) SET IN PLACE THE HAY BALES AS SHOWN ON THIS PLAN
 - 2) REMOVE THE EXISTING CONCRETE BOX CULVERT AND ALL DEBRIS
 - 3) GRADE THE DITCH AS SHOWN ON THIS PLAN
 - 4) INSTALL RIP-RAP AT THE END OF THE DITCH AS SHOWN
 - 5) PLACE LOAM, FINE GRADE AND SEED



LOCUS MAP



Notes: 1) Wetland line and Property Line Data taken from "Certificate of Compliance Plan" Seekonk, MA, by Tilton & Assoc. dated Feb. 21, 2000.
 2) Drainage Easement data taken from Deed Book 1423 Page 112.



Received
 DEC 17 2001
 Con. Comm.

69-486
N.O.I PLOT PLAN
 1237 NEWMAN AVENUE
 SEEKONK, MA
 PREPARED FOR
 ASSEMBLY OF GOD INC.
 1237 NEWMAN AVENUE
 SEEKONK, MA
 Scale: 1" = 20' Nov. 1, 2001
 PREPARED BY
 MILLER ENGINEERING
 21 BROOK STREET
 SEEKONK, MA
 (508) 761-7790
 REVISED NOV. 12, 2001 CHANGE DITCH SIZE