COOPER LIGHTING

SSSSQUARE STRAIGHT STEEL

10'-39' Mounting Height

SQUARE STRAIGHT STEEL

DETAILS
REFER TO CHART FOR DIMENSIONAL INFORMATION

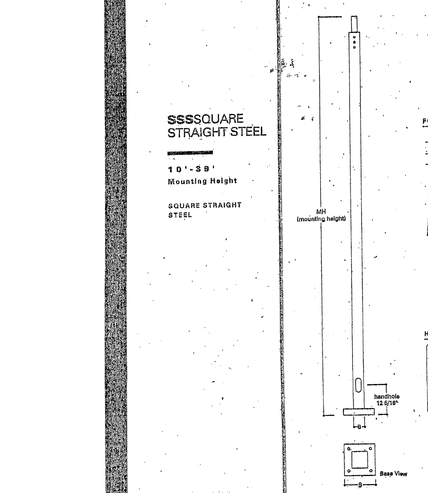

FOUR BOLT ANCHORAGE (see ordering information)

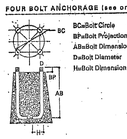

BC=Bolt Circle
B=Bolt Projection
A=Bolt Dimensions
D=Bolt Diameter
H=Bolt Dimension

HANDHOLE (section through standard handhole)

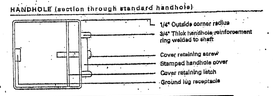

COLOR-BRONZE

FINISH COLORS
F=Dark Bronze
G=Galvanized
B=Royal Blue
V=Gray
W=White
X=None
Y=Black

POLE SPECIFICATIONS

1 ···ASTM Grade steel base plate with ASTM A36 base cover.

2 ···Handhole assembly 3" x 5" (76 x 127 mm) on 5" (127 mm) and 6" (152 mm) poles and 2" x 4" (51 x 102 mm) on 4" (102 mm) pole.

3 ···ASTM A500 grade "B" steel shaft. Shot blasted and painted with polyester powder coat.

4 ···Drilled or Tenon (specify).

5 ···Anchor bolt per ASTM A576 with (2) nuts, (2) flat washer, end (1) lock washer. Nuts, washers and threaded portion of bolt are hot dip galvanized 3" (76 mm) hook for 3/4" (19 mm) bolt. 4" (102 mm) hook for 1" (25 mm) bolt.

COOPER LIGHTING

MCGRAW-EDISON®



GMGALLERIA

250W-1000W

Metal Halide

ARCHITECTURAL AREA LIGHT

DESCRIPTION

The Galleria achieves superior light distribution by utilizing a seamless reflector system, making it the optimum choice for almost any small or medium area lighting application. U.L. listed for wet locations. CSA certified.

DIMENSIONS

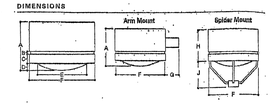

	A	B	C	D	E	F	G	H	J
Medium	14 1/2" (368mm)	3/4" (19mm)	3 1/2" (89mm)	3 1/2" (89mm)	18 1/4" (460mm)	21 3/4" (552mm)	9" or 14" (152 or 356mm)	11" (279mm)	6" or 16" (151 or 406mm)

EPA-Effective Projected Area: 2.4

- Formed aluminum housing with stamped reveal has interior-welded seams for structural integrity and is finished in polyester powder coat
- Ballast tray is hard-mounted to housing interior for cooler operation
- Long-life core and coil ballast
- Spun and stamped aluminum reflector in vertical lamp units, or hydroformed anodized aluminum reflector in horizontal lamp units
- Formed aluminum door has heavy-duty hinges, captive retaining screws and is finished in polyester powder coat (Spider mount unit has steel door)
- Convex tempered glass lens
- Mogul-base porcelain socket
- Approximate net weight: 64-69 lbs. (29-31 kgs.)

ORDERING INFORMATION

SAMPLE NUMBER: GMA251292D

Product Family	Housing Size	Mounting Method	Lamp Wattage/Base	Lamp Type	Ballast Type		Distribution	Color (add as suffix)	Options & Accessories (See Below)
G=Galleria	M=Medium	A=Arm[8] B=Spider for 2 3/8" O.D. tenon C=Spider for 3 1/2" O.D. tenon	25=250W Mogul 40=400W Mogul 91=1000W Mogul[6]	1=MH 2=HPS	2=CWA 6=CWI Voltage[8] 1=120V 2=208V 3=240V 4=277V 5=480V 6=Triple-Tap[9] wired 347V 8=Multi-Tap[9] wired 277V		1S=Type I MCD Horizontal 2S=Type II MCD Horizontal 3S=Type III MCD Horizontal FT=Forward Throw Horizontal AR=Area Round Vertical AS=Area Square Vertical[8] RW=Rectangular Wide Vertical[8] SV=Vertical Type II[8]	___=Bronze (standard) AP=Gray BK=Black WH=White	

COLOR-BRONZE

PRODUCT INFORMATION

Catalog Number[10]	Lamp Wattage	Lamp Type[10]
Arm Mount (Order arm separately)		
GMA25250XX	250	HPS
GMA40250XX	400	HPS
GMA25125XX	250	MH
GMA40125XX	400	MH
Spider Mount (For 2 3/8" O.D. Tenon)		
GMB25250XX	250	HPS
GMB40250XX	400	HPS
GMB25125XX	250	MH
GMB40125XX	400	MH
GMC25125XX	250	MH
GMC40125XX	400	MH
Spider Mount (For 3 1/2" O.D. Tenon)		
GMC25250XX	250	HPS
GMC40250XX	400	HPS

Options (add as suffix)
P=Single Fuse (120, 277 or 347V)
PF=Double Fused (208, 240 or 480V)
R=NEMA Twistlock Photocontrol Receptacle
Q=Quartz Restrike (Limit to 150W max. quartz lamp only. Lamp not included)
HS=House Side Shield
VS=Vandal Shield
FG=Flat Glass (reduced lamp envelope required for 400 Watt MH – AR Dist., and all 1000 Watt MH. 250 & 400 Watt HPS – AR Dist. not available in flat glass.

Accessories (order separately)
MA1004=14" Arm for Square Pole, 1.0 EPA
MA1005=8" Arm for Square Pole, 0.6 EPA
MA1006=Direct Mount Kit for Square Pole
MA1007=14" Arm for Round Pole, 1.0 EPA
MA1008=8" Arm for Round Pole, 0.5 EPA
MA1009=Direct Mount Kit for Round Pole
MA1010=Single-arm Tenon Adapter for 2 3/8" O.D. Tenon
MA1011=2 @ 180° Tenon Adapter for 3 1/2" O.D. Tenon
MA1012=2 @ 120° Tenon Adapter for 3 1/2" O.D. Tenon
MA1013=4 @ 90° Tenon Adapter for 3 1/2" O.D. Tenon
MA1014=2 @ 90° Tenon Adapter for 3 1/2" O.D. Tenon
MA1015=2 @ 72° Tenon Adapter for 3 1/2" O.D. Tenon
MA1016=3 @ 90° Tenon Adapter for 3 1/2" O.D. Tenon
MA1017=Single-arm Tenon Adapter for 2 3/8" O.D. Tenon
MA1018=2 @ 180° Tenon Adapter for 2 3/8" O.D. Tenon
MA1020=Wall Bracket with 8" Arm (specify color)
GA1016=Photocontrol-Multi-Tap
GA1027=Photocontrol-480V
GA1031=Photoelectric Control, 240V NEMA Type 3-Lamp Included

NOTES: [1] Arm not included. See accessories. [2] Designate distribution by changing 9th and 10th digits. [3] All lamps are mogul-base. Lamps are not included. [4] 1000W/3400°K. Triple-Tap ballast is 120/277/347V. [5] Produces also available in non-US voltages and other for international markets. [6] Requires included envelope BT-37 lamp. [7] Consult your Cooper Lighting Representative for availability and ordering information. [8] Flat glass not available.

COOPER LIGHTING

FEATURES

HOUSING — Rear housing is rugged, corrosion-resistant, die-cast aluminum. Corrosion-resistant external hardware includes slotted hex-head and tamperproof fasteners. Finish is dark bronze thermoset polyester powder, electrostatically applied.

BALLAST — 70-100W is high-reactance, high power factor. Encased-and-potted solid-state ignitors. 175W is constant-wattage autotransformer. Ballast is copper-wound and 100% factory-tested. Meets ANSI standards and is UL listed. Electrical components are mounted on back housing. (For 50 hertz availability, consult factory).

OPTICS — Reflector is finished in white thermoset polyester powder, electrostatically applied. Front housing and refractor are one-piece, injection-molded, UV-stabilized polycarbonate. Standard finish on opaque portion of front cover and back housing is dark bronze polyester enamel. Refractor is sealed and gasketed to inhibit the entrance of outside contaminants.

INSTALLATION — Top 3/4" threaded wiring access. Back access through removable 3/4" knockout. Feed-thru wiring can be achieved by using a conduit tee. Mount on any flat, vertical surface.

SOCKET — Porcelain, horizontally-oriented, medium-base (100W) or mogul-base (175W) socket with copper alloy, nickel-plated screw shell and center contact. UL listed (medium base 660W, 600V, mogul base 1500W, 600V). Both are 4KV pulse-rated.

LISTING — UL listed suitable for wet locations. Listed and labeled to comply with Canadian and Mexican Standards (see Options). IP54 rated in accordance with IEC Standard 529.

NOTE: Not recommended for use in car wash interior applications.

Catalog Number	Type

FIXTURE TYPE BB & BBS

100W
TWP100MTB
BRONZE

Wall-Paks

TWP

METAL HALIDE
70W, 100W, 150W, 175W
8' to 15' Mounting



Height: 15-7/16" (39.2cm)
Width: 16-1/8" (41cm)
Depth: 7-3/4" (19.7cm)
Weight: 16 lbs. (7 kg)

ORDERING INFORMATION

Choose the boldface catalog nomenclature that best suits your needs and write it on the appropriate line. Order accessories as separate catalog numbers (shipped separately).

Example: TWP 175M 120

Series	Wattage /lamp	Voltage	Options		
TWP	70M	120	Shipped Installed in Fixture		Architectural Colors (optional)
	100M[1]	208[2]	SF Single fuse (120, 277, 347V)[4]		DBL Black
	150M[2]	240[2]	DF Double fuse (208, 240, 480V)[4]		DMB Medium bronze
	175M[3]	277	EC Emergency circuit[4,5]		DWH White
		347	QRS Quartz restrike system[4,6,8]		CSA Listed and labeled to comply with Canadian Standards
		480[2]	CR Corrosion-resistant finish (housing only)		NOM Listed and labeled to comply with Mexican Standards (Consult factory)
		TB[3]	CRT Corrosion-resistant finish (Teflon)[7]		
			PE Photoelectric cell, button type[1]		
			LPI Lamp (shipped in carton with fixture)		
			LS Lamp support (mogul socket only)		
			IS Integral slipfitter		
			FS Full shield		
			WG Wireguard		
			SCWA Super CWA Pulse Start Ballast (TB only)		
			LLRPSL Low Loss Reactor Pulse Start Ballast (277V only)		

FIXTURE TYPE BBS

NOTES:
1 Not available 480V.
2 Not available in Canada.
3 Optional multi-tap ballast (120, 208, 240, 277V) (120, 277, 347V in Canada).
4 Not available with multi-tap ballast.
5 Lamp not included.
6 Quartz lamp wattage not to exceed ballast wattage rating.
7 Black finish on housing only.
8 May be ordered with SCWA or LLRPSL.
9 QRSTD is available for select wattages; consult factory.

Accessories
Order as separate catalog number.
RK1 PI B1 Photoelectric control kit (120V)
RK1 PI B2 Photoelectric control kit (277V)
RK1 PEB3 CSA Photoelectric control kit (347V)

LITHONIA LIGHTING
GENERAL PURPOSE OUTDOOR LIGHTING

TWP M1

COOPER LIGHTING

ORDERING INFORMATION — SSSSQUARE STRAIGHT STEEL

The following information illustrates the correct way to enter an order for SSSE4205FMIXG. The ordering designation is detailed as follows.

Square	Straight	Steel	Shaft Size In. (mm)	Wall Thickness	Mounting Height Ft (M)	Base Type	Finish	Fixture Mounting & Type	No. & Location of Arms	Arm Length	Accessories (Ground Lug)
S	S	S	5	5	20	S	F	M	1	X	G

Mtg. Height Ft. (M)	Catalog[1,2] Number	Wall Thickness In. (mm)	Base Square In. (mm)	Bolt Circle Dia. In. (mm)	Bolt Proj. In. (mm)	Shaft Size In. (mm)	Anchor Bolt Dia. & Length In. (mm)	Net Wt. Lbs. (Kg)	EPA At Pole Top	EPA Sq. Ft.[4] 2' Above Pole Top	Sq. Ft.	Max. Fixture Load—Include Bracket Lbs. (Kg)
MH			S	BC	BP	S	D x AB x H		90	90	100	
10	SSS4A105F	.120	10¼	11.0	4¼	4	¾ x 26 x 3	96	23.5	22.1	17.5	20.3	15.8	12.5	150
15	SSS4A155F	.120	10¼	11.0	4¼	4	¾ x 26 x 3	133	17.3	13.0	9.9	15.9	8.2	6.2	150
20	SSS4A205F	.120	10¼	11.0	4¼	4	¾ x 26 x 3	182	8.5	5.9	4.1	7.0	4.9	3.4	200
25	SSS4A255F	.120	10¼	11.0	4¼	4	¾ x 26 x 3	208	4.7	2.7	1.2	4.9	2.3	N/A	200
20	SSS6A205F	.120	10¼	11.0	4¼	6	¾ x 26 x 3	202	16.1	11.0	8.0	12.6	9.1	6.7	200
25	SSS6A255F	.120	10¼	11.0	4¼	6	¾ x 26 x 3	246	9.7	6.4	4.0	9.4	5.4	3.0	200
30	SSS6A305F	.120	10¼	11.0	4¼	6	¾ x 26 x 3	293	5.4	2.6	N/A	4.3	2.1	N/A	300
25	SSS6A255F	.188	12¼	12.5	5	6	1 x 36 x 4	490	6.6	3.4	N/A	5.9	3.1	N/A	300
25	SSS6A255F	.120	12¼	12.5	5	6	1 x 36 x 4	296	16.0	11.1	7.8	13.2	9.6	6.6	200
30	SSS6A305F	.120	12¼	12.5	5	6	1 x 36 x 4	347	10.3	6.2	3.3	8.2	5.0	2.8	300
30	SSS6M305F	.188	12¼	12.5	5	6	1 x 36 x 4	605	20.2	14.1	6.7	16.1	11.2	7.7	500
35	SSS6M355F	.188	12¼	12.5	5	6	1 x 36 x 4	699	12.8	7.8	N/A	11.2	7.0	4.0	300
35	SSS6X355F	.250	12¼	12.5	5	6	1 x 36 x 4	695	19.1	13.0	6.6	17.0	11.6	7.7	300
39	SSS6M395F	.188	12¼	12.5	5	6	1 x 36 x 4	647	8.9	4.5	1.4	7.9	4.1	N/A	300
39	SSS6X395F	.250	12¼	12.5	5	6	1 x 36 x 4	622	14.6	9.1	5.2	13.2	8.2	4.7	300

NOTES: [1] Catalog number includes pole with another hole with double nuts BEFORE INSTALLING ANCHOR BOLTS MAKE SURE PROPER ANCHOR BOLT TEMPLATE IS OBTAINED FROM COOPER LIGHTING. [2] Catalog number includes slip or overlapping for rectangular arms (none be specified). Handhole is located 180° from single arm. [3] Both side base plate, anchor bolts and projections may vary slightly—all dimensions nominal. [4] EPA based on shaft properties with wind normal to flat. EPA calculated using base wind velocity as indicated plus 30% gust factor.

DRILLING PATTERN

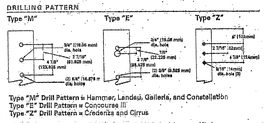
Type "M"
Type "E"
Type "Z"
3/4" (19.05 mm) dia. holes
1 1/2" (38.100 mm)
1 1/2" (38.100 mm)
3/4" (19.05 mm) dia. holes
3/8" (9.525 mm) dia. holes
1 1/2" (38.100 mm)
3/4" (19.05 mm) dia. holes
3/8" (9.525 mm) dia. holes
3/8" (9.525 mm) dia. holes
3/4" (19.05 mm) dia. holes
3/4" (19.05 mm) dia. holes
3/8" (9.525