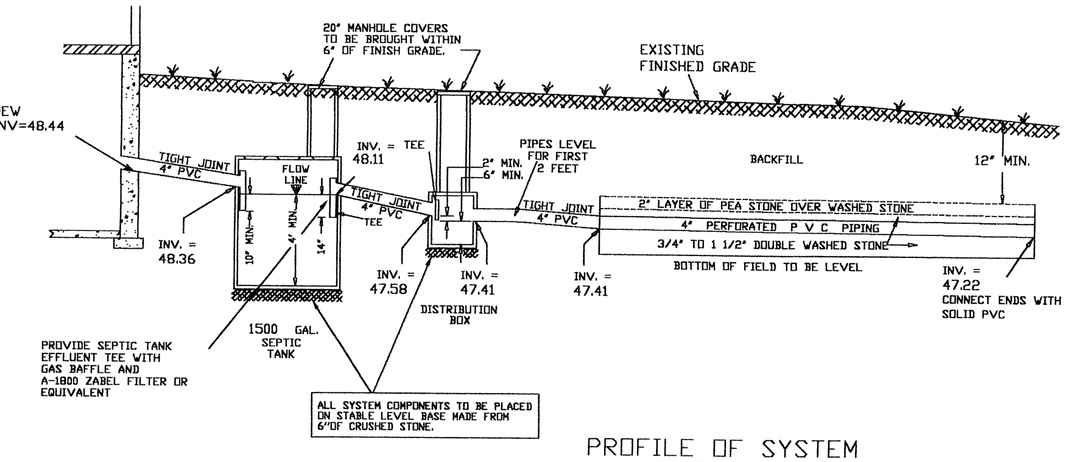

PROFILE OF SYSTEM
NOT TO SCALE

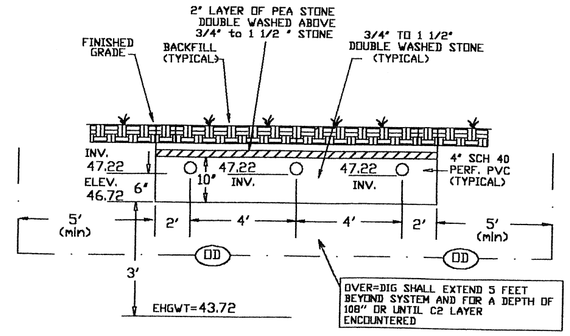

END SECTION THROUGH LEACH FIELD
NOT TO SCALE

GENERAL NOTES:

1. ALL CONSTRUCTION SHALL CONFORM TO THE TOWN OF SEEKONK BOARD OF HEALTH RULES AND REGULATIONS AND TITLE 5, THE STATE ENVIRONMENTAL CODE.
2. THIS PLAN IS TO BE USED FOR THE CONSTRUCTION OF THE DESIGN DISPOSAL SYSTEM AND DOES NOT REPRESENT ACTUAL AS BUILT CONDITIONS UNLESS OTHERWISE NOTED.
3. THE PROPOSED SYSTEM SHOWN HEREON IS NOT DESIGNED FOR THE USE OF A GARBAGE DISPOSAL AND SAID USE IS NOT ALLOWED.
4. THE SEPTIC TANK SHOULD BE PUMPED OUT EVERY ONE TO TWO YEARS DEPENDING ON USE.
5. ALL BASE AGGREGATE FOR LEACHING STRUCTURES SHALL CONSIST OF DOUBLE WASHED STONE FREE OF IRON, FINES, AND DUST IN PLACE.
6. TIGHT JOINT PIPING TO CONSIST OF POLYVINYL CHLORIDE PIPE (PVC) SCHEDULE 40, UNLESS OTHERWISE NOTED.
7. NO PERMANENT STRUCTURE MAY BE CONSTRUCTED OVER THE SEPTIC SYSTEM AREA.
8. BEFORE BEGINNING ANY EXCAVATION OR DEMOLITION CALL "DIG SAFE" AT 1-888-344-7233 TO NOTIFY MEMBER UTILITIES.
9. THE GRADE ABOVE AND ADJACENT TO THE LEACHING FACILITY SHALL BE SLOPED TO PREVENT THE ACCUMULATION OF SURFACE DRAINAGE (2% MINIMUM SLOPE).
10. THE OVER-DIG AREA (OD) AS SHOWN HEREON IS TO BE STRIPPED OF ALL TREES, BRUSH, STUMPS, TOPSOIL, PEAT, OR OTHER IMPERVIOUS MATERIALS. THE (OD) AREA EXTENDS 5 FEET HORIZONTALLY AROUND THE PROPOSED SYSTEM AND TO THE DEPTH SPECIFIED. THE REPLACEMENT MATERIAL SHALL MEET SPECIFICATIONS OF 310 CMR 15.255 OF THE STATE ENVIRONMENTAL CODE.
11. EXISTING SEPTIC TANK SHALL BE ABANDONED BY PUMPING, COLLAPSING, AND FILLING WITH CLEAN GRANULAR FILL.
12. ANY SOILS ASSOCIATED WITH EXISTING FAILED LEACHING FACILITIES SHALL BE REMOVED AND REPLACED WITH MATERIAL MEETING SPECIFICATIONS OF 310 CMR 15.255 OF THE STATE ENVIRONMENTAL CODE.
13. THERE SHALL BE NO BACK FILLING PRIOR TO ENGINEERING AND BOARD OF HEALTH INSPECTION AND APPROVAL.
14. THE FINISHED GRADE OVER SEPTIC SYSTEM SHALL BE GRADED, LOAMED, AND SEEDED.

TRUCTION NOTE:
gineering & associates TO BE
BY THE INSTALLING CONTRACTOR
START OF CONSTRUCTION AND TO
N 24 HOUR NOTICE FOR AS-BUILT.

NOTE: THIS PLAN DOES NOT REPRESENT A PROPERTY BOUND SURVEY.

SCALE: 1"=20'

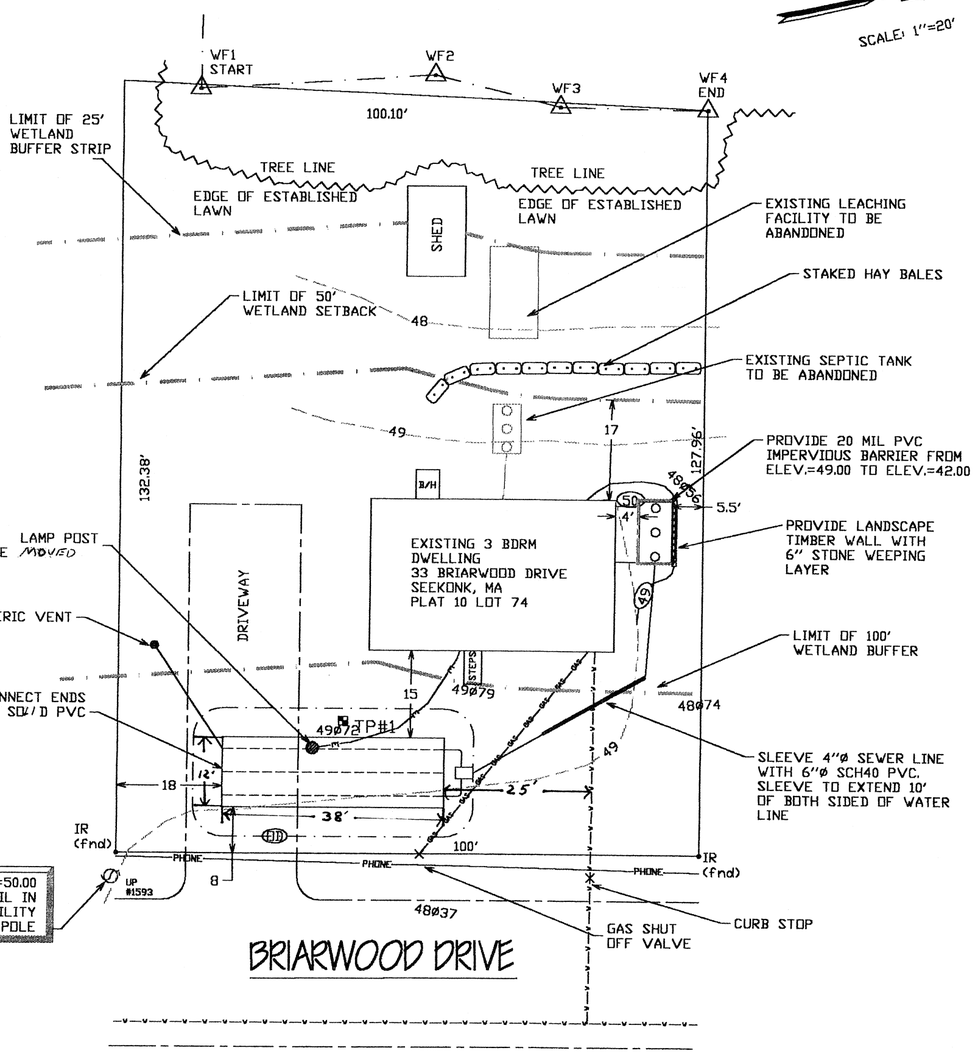

LOCUS MAP

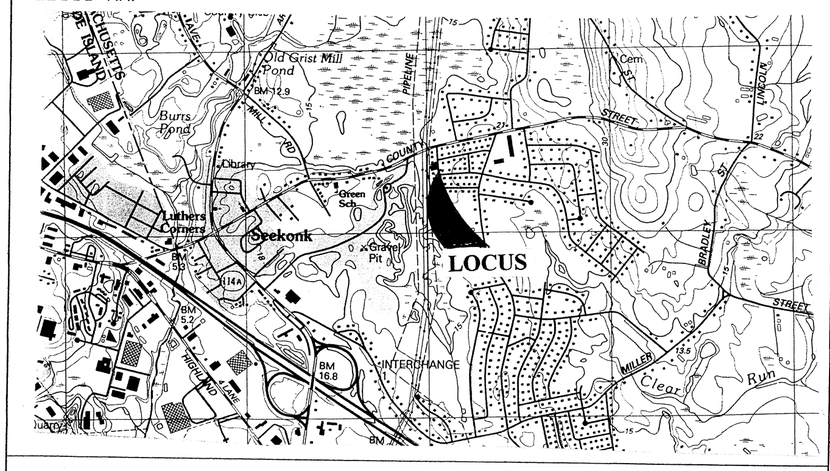

TEST PIT LOG
NOT TO SCALE

Date Excavated: AUGUST 23, 2001
Logged by: DEAN MONSEES
Observed by: HAROLD CHENEVERT, Jr.
Board of Health: SEEKONK
Geologic Material: Outwash
Landform: Outwash Plain
Design Percolation Rate: 5mpi

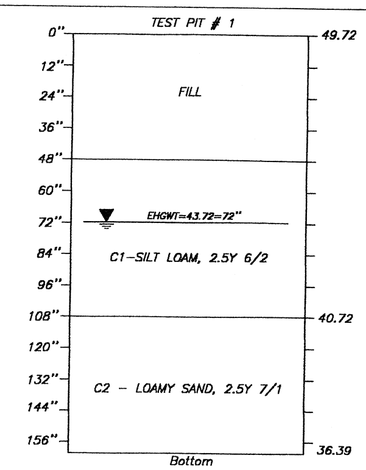

DESIGN CALCULATIONS

FLOW: SIZE FOR 3 BEDROOMS
(3bdrm)(110gpd/bdrm) = 330 gpd 660 PEAK

SEPTIC TANK:
NEW 1500 GAL. TANK > 660

LEACHING FIELD:
RATE = (1/.74) sf/gpd FOR PERC = 5mpi
MINIMUM SIZE: (330gpd)((1/.74)sf/gpd) = 446 sf
USE 12' x 38' = 456 sf > 446 sf

LEGEND

DEEP OBSERVATION HOLE TP#1
DISTRIBUTION BOX
SEPTIC TANK
EXISTING CONTOUR 47
EXISTING SPOT GRADE 47#38
PROPOSED CONTOUR 47
WETLAND FLAG AND LINE WF2
WETLAND LIMITS

REVISIONS

DATE DESCRIPTION

VARIANCE REQUESTS:

1. 310 CMR 15.404 (2) (b) " A MINIMUM OF FOUR FEET OF SEPARATION BETWEEN THE BOTTOM OF THE SOIL ABSORPTION SYSTEM AND THE HIGH GROUNDWATER ELEVATION SHALL BE PROVIDED, USING FILL IF NECESSARY, THE LOCAL APPROVING AUTHORITY MAY ALLOW A THREE FOOT SEPARATION ONLY IN FULL COMPLIANCE WITH 310 CMR 15.405 (1) (i)"

WE ARE REQUESTING A VARIANCE TO REDUCE THE MINIMUM GROUNDWATER SEPARATION OF 4 FEET TO 3 FEET AS PER 310 CMR 15.404, APPROVALS FOR UPGRADES TO MAXIMUM FEASIBLE COMPLIANCE.

2. 310 CMR 15.211 (1) MINIMUM SETBACK DISTANCES "ALL SYSTEMS MUST CONFORM TO THE MINIMUM SETBACK DISTANCE FOR SEPTIC TANKS AND SOIL ABSORPTION SYSTEMS"

WE ARE REQUESTING A VARIANCE TO REDUCE THE SETBACK FOR THE SAS TO THE HOUSE FOUNDATION FROM 20 FEET TO 15 FEET AND FROM THE FRONT PROPERTY LINE FROM 10 FEET TO 8 FEET. WE ARE ALSO REQUESTING A VARIANCE TO REDUCE THE SETBACK FOR THE SEPTIC TANK TO THE HOUSE FOUNDATION FROM 10 FEET TO 4 FEET AND FROM THE SIDE PROPERTY LINE FROM 10 FEET TO 5.5 FEET.

SEWAGE DISPOSAL SYSTEM PLAN

LOT NUMBER: 74 AREA OF LOT: 13,017sf PLAT NO.: 10

LOT ADDRESS: 33 BRIARWOOD DRIVE
IN
SEEKONK, MA

PREPARED FOR:
ARMAND LEMIEUX
33 BRIARWOOD DRIVE
SEEKONK, MA 02771

Received
SEP 13 2001
Con. Comm.

COMMONWEALTH OF MASSACHUSETTS
NICOLE L. LETENDRE
No. 39132
SANITARY
REGISTERED PROFESSIONAL ENGINEER

SCALE: AS SHOWN
DATE: AUGUST 30, 2001

DESIGNED BY: DRM
JOB NO: 01-137
FILE: 33BRIARWOOD.dwg

OSD engineering & associates
CIVIL ENGINEERS
45 ASTRAL AVENUE
RIVERSIDE, R.I.
(401) 438-6216
OSD