


Please note: In response to your request for Prevailing Wage Rates, DOS has included two separate schedules to allow for proper classification and payment of employees in compliance with the Prevailing Wage Law:

- The Wage schedule labeled "Rate Sheet: 27-F" (see the bottom line of the schedule) includes the classifications "TREE TRIMMER" and "TREE TRIMMER GROUNDMAN"- these classifications apply only to the trimming of branches on and around utility lines.
- The Wage schedule labeled "Rate Sheet: (insert your town/city/awarding authority)" (see the bottom line of the schedule) includes the classification "LABORER: TREE REMOVER"- this classification applies to the wholesale removal of trees including all associated trimming of branches and limbs, and applies to the removal of branches at locations not on or around utility lines.

If you have any questions with regard to the application of these Wage schedules and/or the above classifications, please contact Nicholas Arienti or Steve Falcone at the Division of Occupational Safety.



DEVAL L. PATRICK
Governor
TIMOTHY P. MURRAY
Lt. Governor

THE COMMONWEALTH OF MASSACHUSETTS
EXECUTIVE OFFICE OF LABOR AND WORKFORCE DEVELOPMENT
DIVISION OF OCCUPATIONAL SAFETY

Prevailing Wage Rates

As determined by the Commissioner under the provisions of the
Massachusetts General Laws, Chapter 149, Sections 26 to 27H



GEORGE NOEL
Director
LAURA M. MARLIN
Commissioner

Awarding Authority: TOWN OF MONTEREY

Contract Number:

City/Town: MONTEREY

Description Of Work: UTILITY LINE TREE TRIMMING

Job Location: VARIOUS

| Classification | Effective Dates and Total Rates | | | | | |
|--|---------------------------------|----------|-----------|----------|-----------|----------|
| (2 AXLE) DRIVER - EQUIPMENT | 12/1/2008 | \$36.870 | | | | |
| (3 AXLE) DRIVER - EQUIPMENT | 12/1/2008 | \$36.940 | | | | |
| (4 & 5 AXLE) DRIVER - EQUIPMENT | 12/1/2008 | \$37.060 | | | | |
| BATCH/CEMENT PLANT - ON SITE | 6/1/2009 | \$37.190 | 12/1/2009 | \$38.460 | | |
| BULLDOZER/POWER SHOVEL/TREE SHREADER | 6/1/2009 | \$37.710 | 12/1/2009 | \$38.990 | | |
| COMPRESSOR OPERATOR | 6/1/2009 | \$37.190 | 12/1/2009 | \$38.460 | | |
| CRANE/BACKHOE/FRONT-END LOADER OPERATOR | 6/1/2009 | \$37.710 | 12/1/2009 | \$38.990 | | |
| DIVER | 8/1/2008 | \$58.070 | 8/1/2009 | \$61.080 | 8/1/2010 | \$64.370 |
| DIVER TENDER | 8/1/2008 | \$43.570 | 8/1/2009 | \$45.720 | 8/1/2010 | \$48.070 |
| FORK LIFT/CHERRY PICKER | 6/1/2009 | \$37.400 | 12/1/2009 | \$38.680 | | |
| GENERATORS/LIGHTING PLANTS | 6/1/2009 | \$34.050 | 12/1/2009 | \$35.230 | | |
| GRADER/TRENCHING MACHINE/DERRICK | 6/1/2009 | \$37.710 | 12/1/2009 | \$38.990 | | |
| LABORER | 6/1/2009 | \$30.990 | 12/1/2009 | \$31.990 | 6/1/2010 | \$32.990 |
| | 6/1/2011 | \$35.240 | 12/1/2011 | \$36.490 | 12/1/2010 | \$34.240 |
| MECHANIC/WELDER/BOOM TRUCK | 6/1/2009 | \$37.190 | 12/1/2009 | \$38.460 | | |
| OILER | 6/1/2009 | \$32.430 | 12/1/2009 | \$33.680 | | |
| OTHER POWER DRIVEN EQUIPMENT - CLASS VI | 6/1/2009 | \$31.080 | 12/1/2009 | \$32.170 | | |
| PANEL & PICKUP TRUCKS DRIVER | 12/1/2008 | \$36.700 | | | | |
| PUMP OPERATOR (CONCRETE) | 6/1/2009 | \$37.710 | 12/1/2009 | \$38.990 | | |
| PUMP OPERATOR (DEWATERING, OTHER) | 6/1/2009 | \$37.190 | 12/1/2009 | \$38.460 | | |
| ROLLER OPERATOR | 6/1/2009 | \$36.600 | 12/1/2009 | \$37.850 | | |
| SCRAPER | 6/1/2009 | \$37.190 | 12/1/2009 | \$38.460 | | |
| SELF-PROPELLED POWER BROOM | 6/1/2009 | \$34.050 | 12/1/2009 | \$35.230 | | |
| SPECIALIZED EARTH MOVING EQUIP < 35 TONS | 12/1/2008 | \$37.160 | | | | |
| SPECIALIZED EARTH MOVING EQUIP > 35 TONS | 12/1/2008 | \$37.450 | | | | |
| TRACTORS | 6/1/2009 | \$36.600 | 12/1/2009 | \$37.850 | | |
| TRAILERS FOR EARTH MOVING EQUIPMENT | 12/1/2008 | \$37.740 | | | | |
| TREE TRIMMER | 2/1/2009 | \$19.010 | | | | |
| TREE TRIMMER GROUNDMAN | 2/1/2009 | \$17.060 | | | | |
| VAC-HAUL/CATCH BASIN CLEANING | 12/1/2008 | \$37.160 | | | | |

This wage schedule must be posted at the work site in accordance with M.G.L. ch. 149, sec. 27


Failure of the employer to pay "prevailing wage rates," which are the minimum wage rates listed above, on public works projects is a violation of M.G.L. ch. 149, sec. 27B. Employees not receiving such rates should report the violation to the Office of Fair Labor and Business Practices, 100 Cambridge Street, Boston, MA 02108; Tel: 617-727-3465.

Issue Date: 6/18/2009

Rate Sheet: 27-F WEST

Job ID: 129753

Page: 1



DEVAL L. PATRICK
Governor
TIMOTHY P. MURRAY
Lt. Governor

THE COMMONWEALTH OF MASSACHUSETTS
EXECUTIVE OFFICE OF LABOR AND WORKFORCE DEVELOPMENT
DIVISION OF OCCUPATIONAL SAFETY



GEORGE NOEL
Director
LAURA M. MARLIN
Commissioner

Prevailing Wage Rates

As determined by the Commissioner under the provisions of the
Massachusetts General Laws, Chapter 149, Sections 26 to 27H

Awarding Authority: TOWN OF MONTEREY

Contract Number: **City/Town:** MONTEREY

Description Of Work: TREE TRIMMING NOT ON OR AROUND UTILITY LINES

Job Location: VARIOUS

| Classification | Effective Dates and Total Rates | | | | |
|--|---------------------------------|----------|--------------------|--------------------|--------------------|
| (2 AXLE) DRIVER - EQUIPMENT | 12/1/2008 | \$42.330 | | | |
| (3 AXLE) DRIVER - EQUIPMENT | 12/1/2008 | \$42.400 | | | |
| (4 & 5 AXLE) DRIVER - EQUIPMENT | 12/1/2008 | \$42.520 | | | |
| ADS/SUBMERSIBLE PILOT | 8/1/2008 | \$97.960 | 8/1/2009 \$102.480 | 8/1/2010 \$107.460 | 8/1/2011 \$112.980 |
| AIR TRACK OPERATOR | 11/1/2008 | \$34.800 | | | |
| AIR TRACK OPERATOR (HEAVY & HIGHWAY) | 6/1/2009 | \$37.470 | 12/1/2009 \$38.470 | 6/1/2010 \$39.470 | 12/1/2010 \$40.720 |
| | 6/1/2011 | \$41.720 | 12/1/2011 \$42.970 | | |
| ASBESTOS WORKER (PIPES & TANKS) | 6/1/2009 | \$39.250 | 12/1/2009 \$40.250 | | |
| ASPHALT RAKER | 11/1/2008 | \$34.300 | | | |
| ASPHALT RAKER (HEAVY & HIGHWAY) | 6/1/2009 | \$36.970 | 12/1/2009 \$37.973 | 6/1/2010 \$38.970 | 12/1/2010 \$40.220 |
| | 6/1/2011 | \$41.220 | 12/1/2011 \$42.470 | | |
| AUTOMATIC GRADER-EXCAVATOR (RECLAIMER) | 6/1/2009 | \$43.710 | 12/1/2009 \$44.990 | | |
| BARCO-TYPE JUMPING TAMPER | 11/1/2008 | \$34.300 | | | |
| BATCH/CEMENT PLANT - ON SITE | 6/1/2009 | \$43.190 | 12/1/2009 \$44.460 | | |
| BLOCK PAVER, RAMMER / CURB SETTER | 11/1/2008 | \$34.800 | | | |
| BLOCK PAVER, RAMMER / CURB SETTER (HEAVY & HIGHWAY) | 6/1/2009 | \$37.470 | 12/1/2009 \$38.470 | 6/1/2010 \$39.470 | 12/1/2010 \$40.720 |
| | 6/1/2011 | \$41.720 | 12/1/2011 \$42.970 | | |
| BOILERMAKER | 10/1/2008 | \$54.800 | | | |
| BRICK/STONE/ARTIFICIAL MASONRY (INCL. MASONRY WATERPROOFING) | 3/2/2009 | \$52.800 | 9/7/2009 \$54.050 | 3/1/2010 \$55.300 | 9/6/2010 \$56.600 |
| | 3/7/2011 | \$57.900 | 9/5/2011 \$59.250 | 3/5/2012 \$60.650 | |
| BULLDOZER/POWER SHOVEL/TREE SHREADER | 6/1/2009 | \$43.710 | 12/1/2009 \$44.990 | | |
| CAISSON & UNDERPINNING BOTTOM MAN | 6/1/2009 | \$47.250 | 12/1/2009 \$48.250 | 6/1/2010 \$49.250 | 12/1/2010 \$50.500 |
| | 6/1/2011 | \$51.500 | 12/1/2011 \$52.750 | | |
| CAISSON & UNDERPINNING LABORER | 6/1/2009 | \$46.100 | 12/1/2009 \$47.100 | 6/1/2010 \$48.100 | 12/1/2010 \$49.350 |
| | 6/1/2011 | \$50.350 | 12/1/2011 \$51.600 | | |
| CAISSON & UNDERPINNING TOP MAN | 6/1/2009 | \$46.100 | 12/1/2009 \$47.100 | 6/1/2010 \$48.100 | 12/1/2010 \$49.350 |
| | 6/1/2011 | \$50.350 | 12/1/2011 \$51.600 | | |
| CARBIDE CORE DRILL OPERATOR | 11/1/2008 | \$34.300 | | | |
| CARPENTER | 9/29/2008 | \$45.230 | | | |
| CEMENT MASONRY/PLASTERING | 3/2/2009 | \$53.020 | 9/7/2009 \$54.230 | 3/1/2010 \$55.440 | 9/6/2010 \$56.700 |
| | 3/7/2011 | \$57.960 | 9/5/2011 \$59.270 | 3/5/2012 \$60.630 | |
| CHAIN SAW OPERATOR | 11/1/2008 | \$34.300 | | | |
| COMPRESSOR OPERATOR | 6/1/2009 | \$43.190 | 12/1/2009 \$44.460 | | |
| CRANE/BACKHOE/FRONT-END LOADER OPERATOR | 6/1/2009 | \$43.710 | 12/1/2009 \$44.990 | | |
| DELEADER (BRIDGE) | 1/1/2009 | \$61.210 | 7/1/2009 \$62.360 | 1/1/2010 \$63.510 | |
| DEMO: ADZEMAN | 6/1/2009 | \$46.100 | 12/1/2009 \$47.100 | 6/1/2010 \$48.100 | 12/1/2010 \$49.350 |
| | 6/1/2011 | \$50.350 | 12/1/2011 \$51.600 | | |
| DEMO: BACKHOE/LOADER/HAMMER OPERATOR | 6/1/2009 | \$47.100 | 12/1/2009 \$48.100 | 6/1/2010 \$49.100 | 12/1/2010 \$50.350 |
| | 6/1/2011 | \$51.350 | 12/1/2011 \$52.600 | | |

This wage schedule must be posted at the work site in accordance with M.G.L. ch. 149, sec. 27


Failure of the employer to pay "prevailing wage rates," which are the minimum wage rates listed above, on public works projects is a violation of M.G.L. ch. 149, sec. 27B. Employees not receiving such rates should report the violation to the Office of Fair Labor and Business Practices, 100 Cambridge Street, Boston, MA 02108; Tel: 617-727-3465.

Issue Date: 6/18/2009

Rate Sheet: MONTEREY

Job ID: 129754

Page: 1



DEVAL L. PATRICK
Governor
TIMOTHY P. MURRAY
Lt. Governor

THE COMMONWEALTH OF MASSACHUSETTS
EXECUTIVE OFFICE OF LABOR AND WORKFORCE DEVELOPMENT
DIVISION OF OCCUPATIONAL SAFETY



GEORGE NOEL
Director
LAURA M. MARLIN
Commissioner

Prevailing Wage Rates

As determined by the Commissioner under the provisions of the
Massachusetts General Laws, Chapter 149, Sections 26 to 27H

Awarding Authority: TOWN OF MONTEREY

Contract Number:

City/Town: MONTEREY

Description Of Work: TREE TRIMMING NOT ON OR AROUND UTILITY LINES

Job Location: VARIOUS

| Classification | Effective Dates and Total Rates | | | | | | | |
|--|---------------------------------|----------|-----------|-----------|----------|-----------|-----------|-----------|
| DEMO: BURNERS | 6/1/2009 | \$46.850 | 12/1/2009 | \$47.850 | 6/1/2010 | \$48.850 | 12/1/2010 | \$50.100 |
| | 6/1/2011 | \$51.100 | 12/1/2011 | \$52.350 | | | | |
| DEMO: CONCRETE CUTTER/SAWYER | 6/1/2009 | \$47.100 | 12/1/2009 | \$48.100 | 6/1/2010 | \$49.100 | 12/1/2010 | \$50.350 |
| | 6/1/2011 | \$51.350 | 12/1/2011 | \$52.600 | | | | |
| DEMO: JACKHAMMER OPERATOR | 6/1/2009 | \$46.850 | 12/1/2009 | \$47.850 | 6/1/2010 | \$48.850 | 12/1/2010 | \$50.100 |
| | 6/1/2011 | \$51.100 | 12/1/2011 | \$52.350 | | | | |
| DEMO: WRECKING LABORER | 6/1/2009 | \$46.100 | 12/1/2009 | \$47.100 | 6/1/2010 | \$48.100 | 12/1/2010 | \$49.350 |
| | 6/1/2011 | \$50.350 | 12/1/2011 | \$51.600 | | | | |
| DIVER | 8/1/2008 | \$72.590 | 8/1/2009 | \$75.600 | 8/1/2010 | \$78.890 | 8/1/2011 | \$82.740 |
| DIVER TENDER | 8/1/2008 | \$58.090 | 8/1/2009 | \$60.240 | 8/1/2010 | \$62.590 | 8/1/2011 | \$65.340 |
| DIVER TENDER (EFFLUENT) | 8/1/2008 | \$76.210 | 8/1/2009 | \$79.440 | 8/1/2010 | \$82.960 | 8/1/2011 | \$87.090 |
| DIVER/SLURRY (EFFLUENT) | 8/1/2008 | \$97.960 | 8/1/2009 | \$102.480 | 8/1/2010 | \$107.410 | 8/1/2011 | \$113.190 |
| ELECTRICIAN | 1/1/2009 | \$46.630 | 7/1/2009 | \$47.630 | 1/1/2010 | \$48.330 | 7/1/2010 | \$49.330 |
| | 1/1/2011 | \$50.080 | | | | | | |
| ELEVATOR CONSTRUCTOR | 1/1/2009 | \$58.610 | 1/1/2010 | \$60.110 | 1/1/2011 | \$61.610 | 1/1/2012 | \$63.110 |
| ELEVATOR CONSTRUCTOR HELPER | 1/1/2009 | \$45.740 | 1/1/2010 | \$46.800 | 1/1/2011 | \$47.850 | 1/1/2012 | \$48.900 |
| FENCE & BEAM RAIL ERECTOR | 11/1/2008 | \$34.300 | | | | | | |
| FENCE & GUARD RAIL ERECTOR (HEAVY & HIGHWAY) | 6/1/2009 | \$36.970 | 12/1/2009 | \$37.970 | 6/1/2010 | \$38.970 | 12/1/2010 | \$40.220 |
| | 6/1/2011 | \$41.220 | 12/1/2011 | \$42.470 | | | | |
| FIELD ENG - PARTY CHIEF (BLDG, SITE, HVY CONST) | 6/1/1999 | \$30.230 | | | | | | |
| FIELD ENG-CHIEF OF SURVEY(BLDG, SITE, HVY CONST) | 6/1/1999 | \$31.230 | | | | | | |
| FIELD ENG-INST./ROD PERSON(BLDG, SITE, HVY CONST) | 6/1/1999 | \$27.740 | | | | | | |
| FIRE ALARM INSTALLER | 1/1/2009 | \$46.630 | 7/1/2009 | \$47.630 | 1/1/2010 | \$48.330 | 7/1/2010 | \$49.330 |
| | 1/1/2011 | \$50.080 | | | | | | |
| FIRE ALARM REPAIR / MAINTENANCE | 1/1/2009 | \$32.980 | | | | | | |
| FIREMAN | 6/1/2009 | \$43.190 | 12/1/2009 | \$44.460 | | | | |
| FLAGGER & SIGNALER (HEAVY & HIGHWAY) | 6/1/2009 | \$31.950 | 12/1/2009 | \$31.950 | 6/1/2010 | \$32.950 | 12/1/2010 | \$32.950 |
| | 6/1/2011 | \$33.950 | 12/1/2011 | \$33.950 | | | | |
| FLOORCOVERER | 3/1/2009 | \$55.240 | | | | | | |
| FORK LIFT | 6/1/2009 | \$43.400 | 12/1/2009 | \$44.680 | | | | |
| GENERATORS/LIGHTING PLANTS | 6/1/2009 | \$40.050 | 12/1/2009 | \$41.230 | | | | |
| GLAZIER (GLASS PLANK/AIR BARRIER/INTERIOR SYSTEMS) | 6/1/2008 | \$44.680 | | | | | | |
| GRADER/TRENCHING MACHINE/DERRICK | 6/1/2009 | \$43.710 | 12/1/2009 | \$44.990 | | | | |
| HVAC (DUCTWORK) | 1/1/2009 | \$46.830 | 7/1/2009 | \$47.890 | 1/1/2010 | \$48.820 | 7/1/2010 | \$49.840 |
| | 1/1/2011 | \$50.950 | | | | | | |
| HVAC (ELECTRICAL CONTROLS) | 1/1/2009 | \$46.630 | 7/1/2009 | \$47.630 | 1/1/2010 | \$48.330 | 7/1/2010 | \$49.330 |
| | 1/1/2011 | \$50.080 | | | | | | |

This wage schedule must be posted at the work site in accordance with M.G.L. ch. 149, sec. 27

Failure of the employer to pay "prevailing wage rates," which are the minimum wage rates listed above, on public works projects is a violation of M.G.L. ch. 149, sec. 27B. Employees not receiving such rates should report the violation to the Office of Fair Labor and Business Practices, 100 Cambridge Street, Boston, MA 02108; Tel: 617-727-3465.



DEVAL L. PATRICK
Governor
TIMOTHY P. MURRAY
Lt. Governor

THE COMMONWEALTH OF MASSACHUSETTS
EXECUTIVE OFFICE OF LABOR AND WORKFORCE DEVELOPMENT
DIVISION OF OCCUPATIONAL SAFETY



GEORGE NOEL
Director
LAURA M. MARLIN
Commissioner

Prevailing Wage Rates

As determined by the Commissioner under the provisions of the
Massachusetts General Laws, Chapter 149, Sections 26 to 27H

Awarding Authority: TOWN OF MONTEREY

Contract Number:

City/Town: MONTEREY

Description Of Work: TREE TRIMMING NOT ON OR AROUND UTILITY LINES

Job Location: VARIOUS

| Classification | Effective Dates and Total Rates | | | | | | | |
|---|---------------------------------|----------|-----------|----------|-----------|----------|-----------|----------|
| HVAC (TESTING AND BALANCING - AIR) | 1/1/2009 | \$46.830 | 7/1/2009 | \$47.890 | 1/1/2010 | \$48.820 | 7/1/2010 | \$49.840 |
| | 1/1/2011 | \$50.950 | | | | | | |
| HVAC (TESTING AND BALANCING -WATER) | 3/17/2009 | \$50.930 | 9/17/2009 | \$52.180 | 3/17/2010 | \$53.180 | | |
| HVAC MECHANIC | 3/17/2009 | \$50.930 | 9/17/2009 | \$52.180 | 3/17/2010 | \$53.180 | | |
| HYDRAULIC DRILLS (HEAVY & HIGHWAY) | 6/1/2009 | \$37.470 | 12/1/2009 | \$38.470 | 6/1/2010 | \$39.470 | 12/1/2010 | \$40.720 |
| | 6/1/2011 | \$41.720 | 12/1/2011 | \$42.970 | | | | |
| INSULATOR (PIPES & TANKS) | 9/1/2008 | \$49.140 | 9/1/2009 | \$51.060 | 9/1/2010 | \$52.980 | | |
| IRONWORKER/WELDER | 3/16/2009 | \$49.710 | 9/16/2009 | \$51.000 | 3/16/2010 | \$52.290 | | |
| JACKHAMMER & PAVING BREAKER OPERATOR | 11/1/2008 | \$34.300 | | | | | | |
| LABORER | 11/1/2008 | \$34.050 | | | | | | |
| LABORER (HEAVY & HIGHWAY) | 6/1/2009 | \$36.720 | 12/1/2009 | \$37.720 | 6/1/2010 | \$38.720 | 12/1/2010 | \$39.970 |
| | 6/1/2011 | \$40.970 | 12/1/2011 | \$42.220 | | | | |
| LABORER: CARPENTER TENDER | 11/1/2008 | \$34.050 | | | | | | |
| LABORER: CEMENT FINISHER TENDER | 11/1/2008 | \$34.050 | | | | | | |
| LABORER: HAZARDOUS WASTE/ASBESTOS REMOVER | 11/1/2008 | \$34.050 | | | | | | |
| LABORER: MASON TENDER | 11/1/2008 | \$34.300 | | | | | | |
| LABORER: MASON TENDER (HEAVY & HIGHWAY) | 6/1/2009 | \$36.970 | 12/1/2009 | \$37.970 | 6/1/2010 | \$38.970 | 12/1/2010 | \$40.220 |
| | 6/1/2011 | \$41.220 | 12/1/2011 | \$42.470 | | | | |
| LABORER: MULTI-TRADE TENDER | 11/1/2008 | \$34.050 | | | | | | |
| LABORER: TREE REMOVER | 11/1/2008 | \$34.050 | | | | | | |
| LASER BEAM OPERATOR | 11/1/2008 | \$34.300 | | | | | | |
| LASER BEAM OPERATOR (HEAVY & HIGHWAY) | 6/1/2009 | \$36.970 | 12/1/2009 | \$37.970 | 6/1/2010 | \$38.970 | 12/1/2010 | \$40.220 |
| | 6/1/2011 | \$41.220 | 12/1/2011 | \$42.470 | | | | |
| MARBLE & TILE FINISHERS | 3/2/2009 | \$45.880 | 9/7/2009 | \$47.130 | 3/1/2010 | \$48.380 | 9/6/2010 | \$49.680 |
| | 3/7/2011 | \$50.980 | 9/5/2011 | \$52.330 | 3/5/2012 | \$53.480 | | |
| MARBLE MASONS,TILELAYERS & TERRAZZO MECH | 3/2/2009 | \$52.800 | 9/7/2009 | \$54.050 | 3/1/2010 | \$55.300 | 9/6/2010 | \$56.600 |
| | 3/7/2011 | \$57.900 | 9/5/2011 | \$59.250 | 3/5/2012 | \$60.650 | | |
| MECH. SWEEPER OPERATOR (NON-CONSTRUCTION) | 7/1/2008 | \$27.300 | 7/1/2009 | \$28.300 | 7/1/2010 | \$29.000 | 7/1/2011 | \$29.700 |
| MECH. SWEEPER OPERATOR (ON CONST. SITES) | 6/1/2009 | \$43.710 | 12/1/2009 | \$44.990 | | | | |
| MECHANIC/WELDER/BOOM TRUCK | 6/1/2009 | \$43.190 | 12/1/2009 | \$44.460 | | | | |
| MILLWRIGHT (Zone 3) | 3/1/2009 | \$51.080 | | | | | | |
| MORTAR MIXER | 11/1/2008 | \$34.300 | | | | | | |
| OILER | 6/1/2009 | \$38.430 | 12/1/2009 | \$39.680 | | | | |
| OTHER POWER DRIVEN EQUIPMENT - CLASS VI | 6/1/2009 | \$37.080 | 12/1/2009 | \$38.170 | | | | |
| PAINTER (BRIDGES/TANKS) | 1/1/2009 | \$61.210 | 7/1/2009 | \$62.360 | 1/1/2010 | \$63.510 | | |
| PAINTER (SPRAY OR SANDBLAST, NEW) * | 1/1/2009 | \$41.780 | 7/1/2009 | \$42.680 | 1/1/2010 | \$43.580 | | |
| PAINTER (SPRAY OR SANDBLAST, REPAINT) | 1/1/2009 | \$39.100 | 7/1/2009 | \$40.000 | 1/1/2010 | \$40.900 | | |
| PAINTER (TRAFFIC MARKINGS) | 6/1/2009 | \$36.720 | 12/1/2009 | \$37.720 | 6/1/2010 | \$38.720 | 12/1/2010 | \$39.970 |
| | 6/1/2011 | \$40.970 | 12/1/2011 | \$42.220 | | | | |
| PAINTER / TAPER (BRUSH, NEW) * | 1/1/2009 | \$40.380 | 7/1/2009 | \$41.280 | 1/1/2010 | \$42.180 | | |

This wage schedule must be posted at the work site in accordance with M.G.L. ch. 149, sec. 27

Failure of the employer to pay "prevailing wage rates," which are the minimum wage rates listed above, on public works projects is a violation of M.G.L. ch. 149, sec. 27B. Employees not receiving such rates should report the violation to the Office of Fair Labor and Business Practices, 100 Cambridge Street , Boston, MA 02108; Tel: 617-727-3465.

Issue Date: 6/18/2009

Rate Sheet: MONTEREY

Job ID: 129754

Page: 3



DEVAL L. PATRICK
Governor
TIMOTHY P. MURRAY
Lt. Governor

THE COMMONWEALTH OF MASSACHUSETTS
EXECUTIVE OFFICE OF LABOR AND WORKFORCE DEVELOPMENT
DIVISION OF OCCUPATIONAL SAFETY



GEORGE NOEL
Director
LAURA M. MARLIN
Commissioner

Prevailing Wage Rates

As determined by the Commissioner under the provisions of the
Massachusetts General Laws, Chapter 149, Sections 26 to 27H

Awarding Authority: TOWN OF MONTEREY

Contract Number:

City/Town: MONTEREY

Description Of Work: TREE TRIMMING NOT ON OR AROUND UTILITY LINES

Job Location: VARIOUS

| Classification | Effective Dates and Total Rates | | | | | |
|---|---------------------------------|----------|-----------|----------|-----------|----------|
| PAINTER / TAPER (BRUSH, REPAINT) | 1/1/2009 | \$37.700 | 7/1/2009 | \$38.600 | 1/1/2010 | \$39.500 |
| PANEL & PICKUP TRUCKS DRIVER | 12/1/2008 | \$42.160 | | | | |
| PIER AND DOCK CONSTRUCTOR (UNDERPINNING AND DECK) | 8/1/2008 | \$53.730 | | | | |
| PILE DRIVER | 8/1/2008 | \$53.730 | | | | |
| PIPELAYER | 11/1/2008 | \$34.300 | | | | |
| PIPELAYER (HEAVY & HIGHWAY) | 6/1/2009 | \$36.970 | 12/1/2009 | \$37.970 | 6/1/2010 | \$38.970 |
| | 6/1/2011 | \$41.220 | 12/1/2011 | \$42.470 | | |
| PLUMBER & PIPEFITTER | 3/17/2009 | \$50.930 | 9/17/2009 | \$52.180 | 3/17/2010 | \$53.180 |
| PNEUMATIC CONTROLS (TEMP.) | 3/17/2009 | \$50.930 | 9/17/2009 | \$52.180 | 3/17/2010 | \$53.180 |
| PNEUMATIC DRILL/TOOL OPERATOR (HEAVY & HIGHWAY) | 6/1/2009 | \$36.970 | 12/1/2009 | \$37.970 | 6/1/2010 | \$38.970 |
| | 6/1/2011 | \$41.220 | 12/1/2011 | \$42.470 | | |
| POWDERMAN & BLASTER | 11/1/2008 | \$35.050 | | | | |
| POWDERMAN & BLASTER (HEAVY & HIGHWAY) | 6/1/2009 | \$37.720 | 12/1/2009 | \$38.720 | 6/1/2010 | \$39.720 |
| | 6/1/2011 | \$41.970 | 12/1/2011 | \$43.220 | | |
| PUMP OPERATOR (CONCRETE) | 6/1/2009 | \$43.710 | 12/1/2009 | \$44.990 | | |
| PUMP OPERATOR (DEWATERING, OTHER) | 6/1/2009 | \$43.190 | 12/1/2009 | \$44.460 | | |
| READY-MIX CONCRETE DRIVER | 5/1/2008 | \$30.870 | | | | |
| RESIDENTIAL WOOD FRAME CARPENTER ** | 6/2/2008 | \$30.810 | | | | |
| RIDE-ON MOTORIZED BUGGY OPERATOR | 11/1/2008 | \$34.300 | | | | |
| ROLLER OPERATOR | 6/1/2009 | \$42.600 | 12/1/2009 | \$43.850 | | |
| ROOFER (Inc. Roofer Waterproofing & Roofer Damproofg) | 9/1/2008 | \$42.820 | | | | |
| SCRAPER | 6/1/2009 | \$43.190 | 12/1/2009 | \$44.460 | | |
| SELF-POWERED ROLLERS AND COMPACTORS (TAMPERS) | 6/1/2009 | \$42.600 | 12/1/2009 | \$43.850 | | |
| SELF-PROPELLED POWER BROOM | 6/1/2009 | \$40.050 | 12/1/2009 | \$41.230 | | |
| SHEETMETAL WORKER | 1/1/2009 | \$46.830 | 7/1/2009 | \$47.890 | 1/1/2010 | \$48.820 |
| | 1/1/2011 | \$50.950 | | | 7/1/2010 | \$49.840 |
| SIGN ERECTOR | 6/1/2009 | \$37.780 | | | | |
| SLATE/TILE/PRECAST CONCRETE ROOFER | 9/1/2008 | \$43.600 | | | | |
| SPECIALIZED EARTH MOVING EQUIP < 35 TONS | 12/1/2008 | \$42.620 | | | | |
| SPECIALIZED EARTH MOVING EQUIP > 35 TONS | 12/1/2008 | \$42.910 | | | | |
| SPRINKLER FITTER | 1/1/2008 | \$51.900 | | | | |
| TELECOMMUNICATION TECHNICIAN | 1/1/2009 | \$32.980 | | | | |
| TERRAZZO FINISHERS | 3/2/2009 | \$45.880 | 9/7/2009 | \$47.130 | 3/1/2010 | \$48.380 |
| | 3/7/2011 | \$50.980 | 9/5/2011 | \$52.330 | 3/5/2012 | \$53.480 |
| TEST BORING DRILLER | 6/1/2009 | \$47.500 | 12/1/2009 | \$48.500 | 6/1/2010 | \$49.500 |
| | 6/1/2011 | \$51.750 | 12/1/2011 | \$53.000 | 12/1/2010 | \$50.750 |
| TEST BORING DRILLER HELPER | 6/1/2009 | \$46.220 | 12/1/2009 | \$47.220 | 6/1/2010 | \$48.220 |
| | 6/1/2011 | \$50.470 | 12/1/2011 | \$51.720 | 12/1/2010 | \$49.470 |

This wage schedule must be posted at the work site in accordance with M.G.L. ch. 149, sec. 27

Failure of the employer to pay "prevailing wage rates," which are the minimum wage rates listed above, on public works projects is a violation of M.G.L. ch. 149, sec. 27B. Employees not receiving such rates should report the violation to the Office of Fair Labor and Business Practices, 100 Cambridge Street, Boston, MA 02108; Tel: 617-727-3465.

Issue Date: 6/18/2009

Rate Sheet: MONTEREY

Job ID: 129754

Page: 4



DEVAL L. PATRICK
Governor
TIMOTHY P. MURRAY
Lt. Governor

THE COMMONWEALTH OF MASSACHUSETTS
EXECUTIVE OFFICE OF LABOR AND WORKFORCE DEVELOPMENT
DIVISION OF OCCUPATIONAL SAFETY

Prevailing Wage Rates

As determined by the Commissioner under the provisions of the
Massachusetts General Laws, Chapter 149, Sections 26 to 27H



GEORGE NOEL
Director
LAURA M. MARLIN
Commissioner

Awarding Authority: TOWN OF MONTEREY

Contract Number:

City/Town: MONTEREY

Description Of Work: TREE TRIMMING NOT ON OR AROUND UTILITY LINES

Job Location: VARIOUS

| Classification | Effective Dates and Total Rates | | | | | | | |
|--|---------------------------------|----------|-----------|----------|-----------|----------|-----------|----------|
| TEST BORING LABORER | 6/1/2009 | \$46.100 | 12/1/2009 | \$47.100 | 6/1/2010 | \$48.100 | 12/1/2010 | \$49.350 |
| | 6/1/2011 | \$50.350 | 12/1/2011 | \$51.600 | | | | |
| TRACTORS | 6/1/2009 | \$42.600 | 12/1/2009 | \$43.850 | | | | |
| TRAILERS FOR EARTH MOVING EQUIPMENT | 12/1/2008 | \$43.200 | | | | | | |
| TUNNEL WORK (COMP. AIR HAZ. WASTE) | 6/1/2009 | \$60.430 | 12/1/2009 | \$61.680 | 6/1/2010 | \$62.930 | 12/1/2010 | \$64.180 |
| | 6/1/2011 | \$65.430 | 12/1/2011 | \$66.680 | | | | |
| TUNNEL WORK (COMPRESSED AIR) | 6/1/2009 | \$58.430 | 12/1/2009 | \$59.680 | 6/1/2010 | \$60.930 | 12/1/2010 | \$62.180 |
| | 6/1/2011 | \$63.430 | 12/1/2011 | \$64.680 | | | | |
| TUNNEL WORK (FREE AIR HAZ. WASTE) | 6/1/2009 | \$52.500 | 12/1/2009 | \$53.750 | 6/1/2010 | \$55.000 | 12/1/2010 | \$56.250 |
| | 6/1/2011 | \$57.400 | 12/1/2011 | \$58.750 | | | | |
| TUNNEL WORK (FREE AIR) | 6/1/2009 | \$50.500 | 12/1/2009 | \$51.750 | 6/1/2010 | \$53.000 | 12/1/2010 | \$54.250 |
| | 6/1/2011 | \$55.500 | 12/1/2011 | \$56.750 | | | | |
| VAC-HAUL | 12/1/2008 | \$42.620 | | | | | | |
| WAGON DRILL OPERATOR (HEAVY & HIGHWAY) | 6/1/2009 | \$36.970 | 12/1/2009 | \$37.970 | 6/1/2010 | \$38.970 | 12/1/2010 | \$40.220 |
| | 6/1/2011 | \$41.220 | 12/1/2011 | \$42.470 | | | | |
| WATER METER INSTALLER | 3/17/2009 | \$50.930 | 9/17/2009 | \$52.180 | 3/17/2010 | \$53.180 | | |

* If 30% or more of surfaces to be painted are new construction, NEW paint rate shall be used.

** The Residential Wood Frame Carpenter classification applies only to the construction of new, wood frame residences that do not exceed four stories including the basement.

This wage schedule must be posted at the work site in accordance with M.G.L. ch. 149, sec. 27

Failure of the employer to pay "prevailing wage rates," which are the minimum wage rates listed above, on public works projects is a violation of M.G.L. ch. 149, sec. 27B. Employees not receiving such rates should report the violation to the Office of Fair Labor and Business Practices, 100 Cambridge Street, Boston, MA 02108; Tel: 617-727-3465.

Issue Date: 6/18/2009

Rate Sheet: MONTEREY

Job ID: 129754

Page: 5

COMMONWEALTH OF MASSACHUSETTS

Division of Occupational Safety

Minimum wage rates for apprentices employed on public works projects are listed below as a percentage of the pre-determined hourly wage rate established by the Commissioner under the provisions of the M.G.L. c. 149, ss. 26-27D. Apprentice ratios are established by the Division of Apprentice Training pursuant to M.G.L. c. 23, ss. 11E-11L.

All apprentices must be registered with the Division of Apprentice Training in accordance with M.G.L. c. 23, ss. 11E-11L.

City/Town: MONTEREY

All steps are 6 months (1000 Hours) unless otherwise specified**

| Classification | Ratio* | 1 | 2 | 3 | 4 | 5 | 6 | 7 | 8 | 9 | 10 |
|------------------------------------|---------|----|------|--|------|----|------|----|------|----|----|
| ASBESTOS INSULATOR (Pipes & Tanks) | 1:4 | 50 | 60 | 70 | 80 | | | | | | |
| | | | | Steps are 1 year | | | | | | | |
| BOILERMAKER | 1:5 | 65 | 65 | 70 | 75 | 80 | 85 | 90 | 95 | | |
| BRICK/PLASTER/CEMENT MASON | 1:5 | 50 | 60 | 70 | 80 | 90 | 95 | | | | |
| CARPENTER | ** | 50 | 55 | 60 | 70 | 80 | 85 | 90 | 95 | | |
| ** 1: 1-5, 2: 6-8, 3: 9-11 | | | | Steps are 6 mos (600 hrs.) | | | | | | | |
| ELECTRICIAN | 2:3**** | 50 | 55 | 60 | 65 | 70 | 75 | | | | |
| | | | | Steps 1-2 are 1000 hrs; Steps 3-6 are 1500 hrs. | | | | | | | |
| ELEVATOR CONSTRUCTOR | 1:1 | 50 | 55 | 65 | 70 | 80 | | | | | |
| | | | | Steps 1-2 are 6 mos.; Steps 3-5 are 1 year | | | | | | | |
| FLOORCOVERER | 1:1 | 50 | 55 | 60 | 65 | 70 | 75 | 80 | 85 | | |
| | | | | Steps are 750 hrs. | | | | | | | |
| GLAZIER | 1:1 | 50 | 56.3 | 62.5 | 68.8 | 75 | 81.3 | 88 | 93.8 | | |
| HOIST/PORT. ENG. | 1:6 | 60 | 70 | 80 | 90 | | | | | | |
| | | | | Steps 1-2 are 1000 hrs.; Steps 3-4 are 2000 hrs. | | | | | | | |
| IRONWORKER | | 60 | 70 | 75 | 80 | 85 | 90 | | | | |
| Structural 1:6; Ornamental 1:4 | | | | | | | | | | | |
| LABORER | 1:5 | 60 | 70 | 80 | 90 | | | | | | |
| PAINTER | 1:1 | 50 | 55 | 60 | 65 | 70 | 75 | 80 | 90 | | |
| | | | | Steps are 750 hrs. | | | | | | | |
| PILE DRIVER | 1:3 | 60 | 65 | 70 | 75 | 80 | 85 | 90 | 95 | | |
| PLUMBER/PIPEFITTER | 1:5 | 45 | 50 | 60 | 70 | 80 | | | | | |
| | | | | Steps are 2000 hrs. | | | | | | | |
| ROOFER | 1:3 | 60 | 65 | 70 | 75 | 80 | 85 | 90 | 95 | | |
| | | | | Steps are 750 hrs. | | | | | | | |
| ROOFER (TEAR OFF) | 1:1 | 60 | 65 | 70 | 75 | 80 | 85 | 90 | 95 | | |
| | | | | Steps are 750 hrs. | | | | | | | |
| SHEET METAL WORKER | 1:3 | 45 | 50 | 55 | 60 | 65 | 70 | 75 | 80 | 85 | 90 |
| SIGN ERECTOR | 1:1 | 50 | 55 | 60 | 65 | 70 | 75 | 80 | 85 | 90 | |
| | | | | Steps are 4 mos. | | | | | | | |
| SPRINKLER FITTER | 1:1 | 40 | 45 | 50 | 55 | 60 | 65 | 70 | 75 | 80 | 85 |

* Ratios are expressed in allowable number of apprentices to journeymen or fraction thereof.

** Multiple ratios are listed in comment field.

*** The job site ratio of 2 apprentices(App) for every 3 journeymen(JM) is allowed as follows:

1 JM: 1 App; 2-3 JM: 2 App; 4-6 JM: 4 App; 7- 9 JM: 6 App; 10- 12 JM: 8 App; 13-15 JM: 10 App; etc

**** The job site ratio of 2 apprentices(App) for every 3 journeymen(JM) is allowed as follows:

1-2 JM: 1 App; 3-4 JM: 2 App; 5 JM: 3 App; 6-7 JM: 4 App; 8 JM: 5 App; etc

Issue Date: 6/18/2009

Rate Sheet: MONTEREY

Job ID: 129754

COMMONWEALTH OF MASSACHUSETTS

Division of Occupational Safety

Minimum wage rates for apprentices employed on public works projects are listed below as a percentage of the pre-determined hourly wage rate established by the Commissioner under the provisions of the M.G.L. c. 149, ss. 26-27D. Apprentice ratios are established by the Division of Apprentice Training pursuant to M.G.L. c. 23, ss. 11E-11L.

All apprentices must be registered with the Division of Apprentice Training in accordance with M.G.L. c. 23, ss. 11E-11L.

City/Town: MONTEREY All steps are 6 months (1000 Hours) unless otherwise specified**

| | | | | | | | | | |
|-------------------|-----|----|----|----|----|----|----|----|----|
| TELECOMMUNICATION | 1:1 | 50 | 55 | 60 | 65 | 70 | 75 | 80 | 85 |
| TECHNICIAN | | | | | | | | | |

* Ratios are expressed in allowable number of apprentices to journeymen or fraction thereof.

** Multiple ratios are listed in comment field.

*** The job site ratio of 2 apprentices(App) for every 3 journeymen(JM) is allowed as follows:

1 JM: 1 App; 2-3 JM:2 App; 4-6 JM: 4 App; 7- 9 JM: 6 App; 10- 12 JM: 8 App; 13-15 JM: 10 App; etc

**** The job site ratio of 2 apprentices(App) for every 3 journeymen(JM) is allowed as follows:

1-2 JM: 1 App; 3-4 JM: 2 App; 5 JM: 3 App; 6-7 JM: 4 App; 8 JM: 5 App; etc

Issue Date: 6/18/2009

Rate Sheet: MONTEREY

Job ID: 129754