

MINUTES

Page 1

BOARD OF ASSESSORS

Date: 10/25/2016

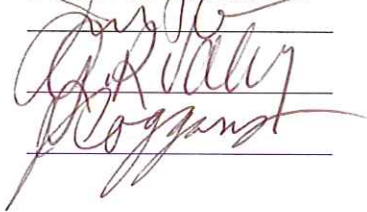
Present: Jude T. Cristo, Joe Coggans, George Valery, Jean Moroski Start time 6:30pm

Absent:

The Board acted on the following:

- 1) The Board reviewed and signed Minutes for the 10/4/2016 Meeting. Voted 3-0
- 2) The Board reviewed and signed the Real Estate/Personal Property and Excise abatements for September.
- 3) The Board reviewed and signed the bill for:
Vision Government Solution: FY2017 Data Collection
- 4) The Board reviewed and discussed the classification information.
The Board voted on their recommendation to the Selectmen for the tax classification. A motion was made for a single tax rate by Joe Coggans and second by George Valery: vote 3-0
- 4) Motion to adjourn, Meeting closed at 7:00pm.

BOARD OF ASSESSORS




DATE: 11/22/2016

RECEIVED
TOWN CLERK
16 NOV 23 AM 10:34
MILBURY, MASS.


FISCAL YEAR 2017

Real Estate/Personal Property Report for the month of SEPTEMBER 2016


BOARD OF ASSESSORS



Jude T. Cristo



George R. Valery



Joseph Coggan

Date: 10-25-2016

Abatement Report F Y 2013 Personal Property From 9/1/2016 Through 9/30/2016

Abatement Date	VotedOnDate	Certificate #	Account #	Parcel Identifier	Location	Record Owner	Receivable	Amount
9/23/2016		22	201213	201213	70 WORCESTER PROV TPK	THOMAS TRONE	Tax	\$374.48
9/23/2016		21	125	99067	99 WEST MAIN ST	SURMIS CHRIS	Tax	\$374.48
9/23/2016		20	14	99137	175 WEST MAIN ST LAB INC	STOCKWELL TESTING LAB INC	Tax	\$340.02
9/23/2016		19	103	99008	79 ELM ST	STEPPIN OUT CONFECTIONS LLC	Tax	\$169.30
9/23/2016		18	2012N16	2012N16	70 WORC-PROVIDENCE TPKE	SBC INTERNET SERVICES INC	Tax	\$448.27
9/23/2016		17	200715	200715	MILLBURY MA	SBC INTERNET SERVICES	Tax	\$73.89
9/23/2016		16	200714	200714	MILLBURY MA	SARA LEE COFFEE&TEA	Tax	\$11.79
9/23/2016		15	200955	200955	45 RIVER ST (A)	MPC SERVICES INC	Tax	\$6.83
9/23/2016		14	240	2006N95	70 WORC-PROVIDENCE TPK	MCP CORP	Tax	\$51.38
9/23/2016		13	135	99N14	1 MILL ST	LEVITRE GARY R	Tax	\$130.13
9/23/2016		12	201202	201202	45C RIVER ST	EILEEN LAJUNESSE	Tax	\$145.77
9/23/2016		11	127	99072	24 WEST MAIN ST	FREUDENTHAL MIKE	Tax	\$16.48
9/23/2016		10	4	005	142 WORC- PROVIDENCE TPK	BOSTON BED CO INC	Tax	\$136.70
9/23/2016		9	30	056	198 MILLBURY AVE	BOSSENELE PIZZERIA INC	Tax	\$7.71
Totals							Tax	\$2,070.70

\$2,070.70

Abatement Report P-Y 2012 Personal Property From 9/1/2016 Through 9/30/2016

Abatement Date	VotedOnDate	Certificate #	Account #	Parcel Identifier	Location	Record Owner	Receivable	Amount	
9/23/2016		13	125 99067	99	WEST MAIN ST	SURMIS CHRIS	Tax	\$318.15	
9/23/2016		12	14 99137	175	WEST MAIN ST	STOCKWELL TESTING LAB INC	Tax	\$318.15	
9/23/2016		11	2009674 2009674	110	ELM ST	NEWELL-LOYKO CHRIS	Tax	\$75.34	
9/23/2016		10	20108 20108	3	HIDDEN MEADOW DR	MEDINSIGHTS INC	Tax	\$16.36	
9/23/2016		9	201202 201202	45C	RIVER ST	EILEEN LAJEUNESSE	Tax	\$38.09	
9/23/2016		8	200961 200961	519	SOUTHWEST CUTOFF	INTEGRITY MOTORS	Tax	\$15.42	
9/23/2016		7	127 99072	24	WEST MAIN ST	FREUDENTHAL MIKE	Tax	\$257.01	
9/23/2016		6	200935 200935	73	ELM ST	BALKUS KELLY	Tax	\$127.91	
Totals								8	\$866.86

\$866.86

Abatement Report FY 2011 Personal Property From 9/1/2016 Through 9/30/2016

Abatement Date	VotedOnDate	Certificate #	Account #	Parcel Identifier	Location	Record Owner	Receivable	Amount	
9/23/2016		13	125	99067	99 WEST MAIN ST	SURMIS CHRIS	Tax	\$312.91	
9/23/2016		12	127	99072	24 WEST MAIN ST	FREUDENTHAL MIKE	Tax	\$124.91	
9/23/2016		11	200935	200935	73 ELM ST	BALKUS KELLY	Tax	\$20.41	
Totals							3	Tax	\$458.23

\$458.23

Abatement Report FY 2010 Personal Property From 9/1/2016 Through 9/30/2016

Abatement Date	VotedOnDate	Certificate #	Account #	Parcel Identifier	Location	Record Owner	Receivable	Amount	
9/23/2016		22	125	99067	99 WEST MAIN ST	SURMIS CHRIS	Tax	\$289.47	
9/23/2016		21	127	99072	24 WEST MAIN ST	FREUDENTHAL MIKE	Tax	\$115.55	
9/23/2016		20	51	99156	269 WEST MAIN ST	CORMIER ROGER	Tax	\$201.42	
9/23/2016		19	200935	200935	73 ELM ST	BALKUS KELLY	Tax	\$18.88	
Totals									
							4	Tax	\$625.32

\$625.32


FISCAL YEAR 2017

EXCISE report for the month September 2016


BOARD OF ASSESSORS



Jude I. Cristo



George R. Valery



Joseph Coggans

10-25-2016
Date

Abatement Report F Y 2015 Motor Vehicle Excise From 9/1/2016 Through 9/30/2016

Abatement Date	Voted On Date	Clause	Certificate #	Account #	Owner	Registration #	Amount	
9/2/2016		Cancel	780	11626	VW CREDIT LEASING LTD	979RR2	\$110.83	
9/2/2016		Cancel	779	13137	VEHICLE ASSET UNIVERSAL LEASING TRUST	UM2950	\$290.94	
9/23/2016		Transfer	781	11605	VW CREDIT LEASING LTD	97975	\$82.19	
Totals							3	\$483.96

Abatement Report FY 2016 Motor Vehicle Excise From 9/1/2016 Through 9/30/2016

Abatement Date	Voted On Date	Clause	Certificate #	Account #	Owner	Registration #	Amount
9/2/2016		Registry Error	544	14624	J E P CONTRACTING INC	D16762	\$238.07
9/2/2016		Transfer	543	13255	LOUIS RONALD W	GX6717	\$25.52
9/2/2016		Cancel	545	4110	FRANCIS GARY S	268WRH	\$52.08
9/2/2016		Transfer	546	4877	GRENIER CAROL A	27AK99	\$30.62
9/2/2016		Transfer	547	10137	ROGERS RAYMOND D JR	NE8203	\$74.38
9/2/2016		Transfer	548	9593	PRATT THOMAS J	2767WK	\$59.06
9/2/2016		Cancel	549	5995	JUREWICZ MAGDALENA	28AL55	\$26.25
9/2/2016		Other	550	4196	FUSION AUTO FINANCE LLC	CS7830	\$71.05
9/2/2016		Cancel	542	14632	JENKEL PETER B	5NB985	\$17.96
9/9/2016		Transfer	551	9596	PRATT WILLIAM H	VT17110	\$40.10
9/9/2016		Cancel	552	9598	PRATT WILLIAM H	249YD8	\$13.44
9/9/2016		Cancel	553	11984	VEHICLE ASSET UNIVERSAL LEASING TRUST	4EDY60	\$205.31
9/9/2016		Cancel	554	14415	BUDUO DENNIS F	1X5795	\$16.88
9/9/2016		Transfer	555	14414	BUDUO DENNIS F	3YL694	\$236.98
9/16/2016		Cancel	562	160003	DAVIS SHERYLL M	267JG7	\$22.50
9/16/2016		Transfer	556	713	BAZIN ROLAND A	29NE88	\$25.31
9/16/2016		Cancel	557	1097	BLOOMSTEIN JANICE A	RW866G	\$100.00
9/16/2016		Cancel	558	6505	LAGOR GINA T	2AL449	\$84.69
9/16/2016		Cancel	559	3219	DIVRIS DAVID M	298BD3	\$18.13
9/16/2016		Transfer	561	13750	CHUNIS ZACHARY J	1Y2919	\$24.80
9/16/2016		Cancel	563	958	BERTHAUME CLAIRE M	2PZV20	\$92.81
9/16/2016		Transfer	560	2630	CUMMININGS LAURA R	7NR640	\$50.00
9/23/2016		Cancel	564	14447	CHOINIERE NICHOLAS S	4KH824	\$81.94

Abatement Report FY 2016 Motor Vehicle Excise From 9/1/2016 Through 9/30/2016

Abatement Date	Voted On Date	Clause	Certificate #	Account #	Owner	Registration #	Amount	
9/23/2016		Cancel	570	14076	MCGILLOWAY DANIEL J	1R7527	\$8.75	
9/23/2016		Cancel	571	8381	MURPHEY KRystal ANNE	1PD524	\$50.00	
9/23/2016		Transfer	569	4693	GOODWIN KEVIN D	4144EI	\$230.62	
9/23/2016		Cancel	568	5484	HONDA LEASE TRUST	734JZ2	\$131.25	
9/23/2016		Cancel	567	11953	VEHICLE ASSET UNIVERSAL LEASING TRUST	732VV1	\$336.87	
9/23/2016		Cancel	566	13853	FJELLMAN BRIAN E	928WR9	\$82.50	
9/23/2016		Cancel	565	2465	CORRIDORI GENE J	CA3972C	\$87.81	
Totals							30	\$2,535.68

COMMONWEALTH OF MASSACHUSETTS
MONTHLY LIST OF ABATEMENTS FOR BOAT EXCISE
MILLBURY BOARD OF ASSESSORS
LEVY OF 2016 BOAT EXCISE IN THE MONTH OF SEPTEMBER 2016

NAME	WHY ABATED	BILL #	AMOUNT ABATED
CARUSO, KEITH	SOLD	38B	\$25.00
KONISKY, MICHEAL	SOLD	95B	\$25.00



GOVERNMENT SOLUTIONS

44 Bearfoot Road
Northboro, MA 01532
Phone: (508) 351-3600
Fax: (508) 351-3799

Invoice Number: 025065
Invoice Date: 10/31/2016
Terms: Net 30

Bill to:

Jean Moroski
Millbury
127 Elm Street
Millbury, MA 01527

REMIT TO:
Vision Government Solutions, Inc.
44 Bearfoot Road
Northboro, MA 01532
Attn: Accounting Department

Project # MAMILB00-2017-001
Project Description Millbury, MA 2017 Data Collectio

Contract Amount	125,000.00
<hr/>	
Total Completed To Date	53,382.45
Retainage 10 %	5,338.26
Total Earned Less Retainage	48,044.19
Less Previous Requests For Payment	21,052.43
Current Contract Amount Due	26,991.76
Current Deposit Applied	0.00
Current Payment Due	\$26,991.76
<hr/>	

For questions regarding this invoice, please contact
accounting@vgsi.com or (508) 351-3648

Millbury, MA 2017 Data Collection Application Number 000002 Period From 10/1/2016 Period To 10/31/2016
 Project MAMILB00-2017-001 Invoice Date 10/31/2016 Invoice Number 025065

	C	D	E	F	G	H	I
Description of Work	Scheduled Value	WORK COMPLETED			%	Balance To Finish (C - F)	Retainage
		Previous Application	This Application Current Billing	Completed To Date (D + E)			
Project Supervision	5,456.00	818.40	818.40	1,636.80	30	3,819.20	163.68
Residential Valuation	81,132.00	20,283.00	24,339.60	44,622.60	55	36,509.40	4,462.27
Commerical Valuation	14,410.00	0.00	0.00	0.00		14,410.00	
Data Entry	11,121.00	0.00	825.00	825.00	7	10,296.00	82.50
Legal	1,430.00	0.00	0.00	0.00		1,430.00	
Travel & Bonding	11,451.00	2,290.20	4,007.85	6,298.05	55	5,152.95	629.81
** Total	\$125,000.00	\$23,391.60	\$29,990.85	\$53,382.45	43	\$71,617.55	\$5,338.26

FY2017 Value % Split

TOTAL TOWN VALUE

Fiscal 17 Total Value	1,466,469,994	
Fiscal 16 Total Value	1,395,657,448	
Value increase	70,812,546	
less new growth	44,080,772	
Total Value increase from properties that existed in FY 2016	26,731,774	2% increase

RESIDENTIAL VALUE

17 Resident Value	1,128,764,804	
16 Resident Value	1,068,429,009	
Resident value increase	60,335,795	
less new growth	9,367,590	
Total Residential increase from properties that existed in FY 2016	50,968,205	5% increase

COMM/IND/ PER (CIP)

17 VAL CIP	337,705,190	
16 VAL CIP	327,228,439	
CIPvalue increase	10,476,751	-
less new growth	34,713,182	-
Total CIP decrease from properties that existed in FY 2016	-24,236,431	-7% decrease
diff % Resid & CIP	12%	

IF split Rate

The total percentage difference between Residential & CIP is 12% . If this difference would be considered to shif the single rate of \$16.43 the split would be as follows:

**Residential would be \$15.94 (a .49 Decrease)

CIP would be \$18.07 (a 1.64 Increase)

** See the -What if Scenario Worksheet-- @ 10% which is included.

The average single family value of \$248,110 would save \$121.57
 A Commercial Bldg with the same value would increase \$406.90, keep in mind that many of the C/I have a higher value than \$248,110.(Average Commercial Value 682,981*18.07=\$12,341.46) an increase of \$1,120.09 over the \$16.43 rate \$11,221.37)

2 YEARS REVIEW

10/19/2016

	2016	*2017	Difference
TOTAL TAXABLE VALUE	1,395,657,448	1,466,469,994	70,812,546
TAX RATE *	16.46	16.43	(0.03)
TOTAL AMOUNT TO BE RAISED	41,990,036	43,209,694	1,219,658
TOTAL EST. RECEIPTS AND OTHER REVENUE SOURCES	19,017,515	19,115,592	98,077
TAX LEVY	22,972,522	24,094,102	1,121,580
LEVY LIMIT	21,667,181	22,934,431	1,267,250
OVER/OR <u>BELOW</u> OUR LEVY LIMIT	1,305,341	1,159,671	(145,670)
DEBT EXCLUSIONS	1,623,203	1,519,620	(103,583)
\$ AMOUNT DEBT EXC. ADDED TO RATE	\$ (1.16)	\$ (1.04)	0.13
OVERLAY	250,000	332,185	82,185
STATE ESTIMATED RECEIPTS	8,766,985	8,978,328	211,343
STATE ESTIMATED CHARGES	327,379	404,611	77,232
NEW GROWTH AMOUNT (not value)	401,150	752,570	351,420
AVERAGE ASSMNT- SINGLE FAMILY	236,606	248,110	11,504
TAX ON AVERAGE ASSMNT-SINGLE	3,895	4,076	182
\$ AMT OF ABOVE TAX DUE TO DEBT EXC	(275.18)	(257.10)	18
Snow & Ice added to the recap	265,028	175,157	(89,871)
<i>Split Rate - Feq 2016</i>	<i>108 out of 351 towns</i>		

* This information has not been approved and is subject to change