

Town of Millbury  
Minutes of  
**Sewer Commission Meeting**  
**August 9, 2016**

RECEIVED  
TOWN CLERK  
10 AUG 2016 PM 6:40  
MILLBURY, MASS.

**ITEM ONE – CALL TO ORDER**

Chairman Nelson called the meeting to order at 5:05 p.m. Those in attendance are noted below:

Board Members

Gary Nelson  
Lisa Allain  
Happy Erickson

Staff/Other

Rob McNeil  
Andrea Paquette  
Katie McKenna  
Bill Pybas

**ITEM TWO – PUBLIC ATTENDEE**

William Pybas of Guaranteed Builders, Inc. (GBI) was present with a revised plan, Proposed Sewer & Road Extension, regarding Rindge Street, subsequent to a previous plan submitted by Karen Keegan of GBI. He explained the proposal is to extend existing sewer approximately 70' to the end of Rindge St. to service a new house. He said the revised plan now addresses comments of Ray Willis from OnSite Engineering, following his review of the previous plan. Discussion ensued. Lisa Allain motioned to accept Proposed Sewer & Road Extension Plan for Rindge St. contingent on the engineer's satisfactory review and acceptance of said plan; Happy Erickson seconded; a unanimous vote of approval was obtained.

**ITEM THREE – APPROVAL OF MINUTES**

Gary Nelson motioned to approve the minutes of the June 28, 2016 meeting as submitted; Happy Erickson seconded; a unanimous vote of approval was obtained.

Gary Nelson motioned to approve the minutes of the July 12, 2016 meeting as submitted; Lisa Allain seconded; a unanimous vote of approval was obtained.

**ITEM FOUR – FINANCE**

The Warrant was approved and vouchers were signed accordingly.

**ITEM FIVE – OPERATIONS**

Katie McKenna, Finance Director was present before the Commission this evening to discuss the FY17 Sewer Budget, including projected expenditures and revenue. She and Rob McNeil provided handout materials for Commission members and discussion followed. Katie explained that the Town's obligation to Upper Blackstone Water Pollution Abatement District (UBWPAD) has increased significantly over the past years and thus a substantial portion of the budget is going to pay UBWPAD. Accordingly, she advised the Commission to consider a fairly substantial new sewer rate so as to meet the Town's needs. Rob suggested a comprehensive rate structure practice. Chairman Gary Nelson asked if the Commission needs to act on setting a new rate this evening. Rob advised, yes, as we must commence with sewer billing. Referring to the absence of any Allocated costs on the handout, Lisa Allain asked about the five remaining stations to be changed out over the next ten years. Rob said there is no plan to do any in FY17; next one proposed in FY18. Happy Erickson motioned to approve FY17 Sewer Rate in the amount of \$11.59 per 1,000 gallons; seconded by Lisa Allain; a unanimous vote of approval was obtained.

**ITEM SIX – ABATEMENTS**

The Commission reviewed an Application for Abatement of sewer use charge in the amount of \$366.24 from Naila Daher regarding 64 Wheelock Ave. Happy Erickson motioned to approve abatement as requested; seconded by Lisa Allain; a unanimous vote of approval was obtained.

**ITEM SEVEN – SEWER CONNECTIONS**

Rob McNeil recommended the Sewer Commission approve the sewer connection permit before the Commission this evening, per his review.

20 Autumn Gate Circle


- Happy Erickson motioned to approve permit for Gallo Builders, Inc./Steven Gallo for new sewer connection at 20 Autumn Gate Circle; seconded by Lisa Allain; a unanimous vote of approval was obtained.  
2 Coldbrook Road
- Lisa Allain motioned to approve permit for Robert Miller/Affordable Septic for new sewer connection at 2 Coldbrook Rd.; seconded by Happy Erickson; a unanimous vote of approval was obtained.  
Lot #1 Hilltop Drive
- Lisa Allain motioned to approve permit for Mark Sadowski/East Hill Enterprises for new sewer connection at Lot #1 Hilltop Dr.; seconded by Happy Erickson; a unanimous vote of approval was obtained.

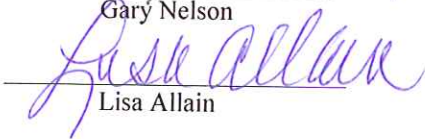
**ITEM EIGHT – FUTURE MEETING DATES**

8/23/16, 9/13/16, 9/27/16

**ITEM NINE – ADJOURNMENT**

At 6:30 p.m. Happy Erickson motioned to adjourn the meeting, Lisa Allain seconded. Meeting adjourned.

  
\_\_\_\_\_  
Gary Nelson

  
\_\_\_\_\_  
Lisa Allain

\_\_\_\_\_  
Happy Erickson

Respectfully submitted,

  
Andrea Paquette  
Head Clerk

TOWN OF MILLBURY  
MEETING NOTICE/ AGENDA TOPICS



**Sewer Commission**

**Date of Meeting:** August 9, 2016  
**Time of Meeting:** 5:00 PM  
**Meeting Location:** Small Conference Room

Regular Meeting  
**AGENDA**

1. Minutes:  
June 28, 2016 Meeting & July 12, 2016 Meeting
2. Invoices:  
Voucher Warrant Summary
3. Operations :  
Annual Sewer Rate Discussion - Katie McKenna, Director of Finance
4. Abatement Requests:  
Naila Daher 64 Wheelock Ave.
5. Betterments:  
\$270,000.000 Total - see list of residences attached
6. Sewer Extensions/Connections:  
Applications: 20 Autumn Gate Circle (lot #10) – Gallo Builders, Inc.  
Lot #1 Hilltop Drive – Mark Sadowski, East Hill Enterprises  
2 Coldbrook Rd. – Robert Miller
7. Upcoming Meeting Dates:  
8/23/16, 9/13/16, 9/27/16
8. Adjournment

**Any and all business not reasonably anticipated to be discussed**

Signature of Chair Person or Clerk: \_\_\_\_\_

This notice is in accordance with the Open Meeting Law effective July 1, 2010.

# GBI *avis*

Guaranteed Builders, Inc.

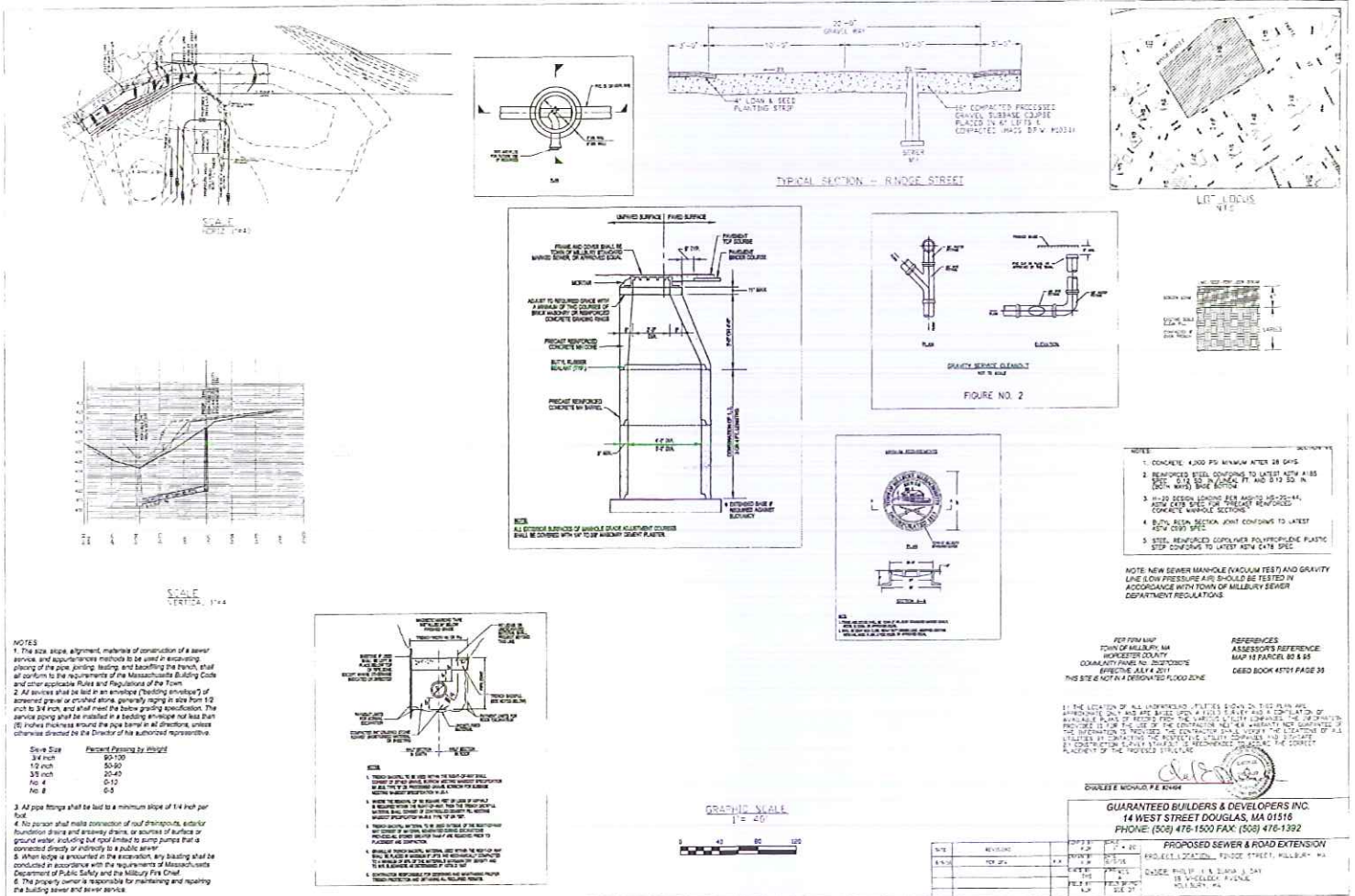
**BILL PYBAS**  
Permit Coordinator

MODULAR HOMES  
GARAGES  
ADDITIONS

Telephone: 508-476-1500  
14 West Street, Douglas MA 01516

Cell: 508-284-1496  
Fax: 508-476-1392

www.gbiavis.com



Invoice	Inv. Date	Vendor	Total	User	Group	Inv. Due Date
P00425	8/15/2016	146 SUPPLY CENTER, INC.	\$241.90	apaquette	SEWER 8.19.16	8/19/2016
200146763	8/15/2016	AQUARION WATER CO OF MASS INC	\$123.34	apaquette	SEWER 8.19.16	8/19/2016
15866320029	8/15/2016	EVERSOURCE	\$19.00	apaquette	SEWER 8.19.16	8/19/2016
51808103	8/15/2016	F.W. WEBB CO.	\$120.00	apaquette	SEWER 8.19.16	8/19/2016
8849	8/15/2016	HERITAGE RECREATION CENTER	\$280.50	apaquette	SEWER 8.19.16	8/19/2016
8862	8/15/2016	HERITAGE RECREATION CENTER	\$66.00	apaquette	SEWER 8.19.16	8/19/2016
8875	8/15/2016	HERITAGE RECREATION CENTER	\$280.50	apaquette	SEWER 8.19.16	8/19/2016
Sears shoes	8/15/2016	JAMES PISCITELLI	\$244.99	apaquette	SEWER 8.19.16	8/19/2016
1612177000	8/15/2016	NATIONAL GRID	\$81.77	apaquette	SEWER 8.19.16	8/19/2016
2059936008	8/15/2016	NATIONAL GRID	\$170.85	apaquette	SEWER 8.19.16	8/19/2016
4079819019	8/15/2016	NATIONAL GRID	\$163.68	apaquette	SEWER 8.19.16	8/19/2016
4098940002	8/15/2016	NATIONAL GRID	\$226.49	apaquette	SEWER 8.19.16	8/19/2016
4098948008	8/15/2016	NATIONAL GRID	\$112.67	apaquette	SEWER 8.19.16	8/19/2016
4099408003	8/15/2016	NATIONAL GRID	\$233.75	apaquette	SEWER 8.19.16	8/19/2016
6541562007	8/15/2016	NATIONAL GRID	\$159.89	apaquette	SEWER 8.19.16	8/19/2016
6591026010	8/15/2016	NATIONAL GRID	\$273.39	apaquette	SEWER 8.19.16	8/19/2016
7836290000	8/15/2016	NATIONAL GRID	\$187.14	apaquette	SEWER 8.19.16	8/19/2016
8899733010	8/15/2016	NATIONAL GRID	\$61.43	apaquette	SEWER 8.19.16	8/19/2016
9083243000	8/15/2016	NATIONAL GRID	\$295.15	apaquette	SEWER 8.19.16	8/19/2016
16-Jul	8/15/2016	RAY'S TRUE VALUE #22300	\$293.47	apaquette	SEWER 8.19.16	8/19/2016
1515-JUL	8/15/2016	RICCIARDI BROS., INC	\$13,094.58	apaquette	SEWER 8.19.16	8/19/2016
N Main	8/15/2016	SJOLANDER ELECTRIC	\$590.00	apaquette	SEWER 8.19.16	8/19/2016
N Main - 2	8/15/2016	SJOLANDER ELECTRIC	\$135.00	apaquette	SEWER 8.19.16	8/19/2016
Wheelock	8/15/2016	SJOLANDER ELECTRIC	\$135.00	apaquette	SEWER 8.19.16	8/19/2016
184502824	8/15/2016	UNIFIRST CORP	\$25.38	apaquette	SEWER 8.19.16	8/19/2016
184505446	8/15/2016	UNIFIRST CORP	\$25.38	apaquette	SEWER 8.19.16	8/19/2016
184508034	8/15/2016	UNIFIRST CORP	\$25.38	apaquette	SEWER 8.19.16	8/19/2016
184510635	8/15/2016	UNIFIRST CORP	\$25.38	apaquette	SEWER 8.19.16	8/19/2016
61781546513900088 6-	8/15/2016	VERIZON	\$222.18	apaquette	SEWER 8.19.16	8/19/2016
61781546513900088JUL	8/15/2016	VERIZON	\$222.31	apaquette	SEWER 8.19.16	8/19/2016
3556913696	8/15/2016	XYLEM WATER SOLUTIONS U.S.A., INC.	\$2,148.00	apaquette	SEWER 8.19.16	8/19/2016
			\$20,284.50			

Budget	FY2015 Rate	FY2016 Rate	FY2017 Rate
<b>Expenditures</b>			
Salaries			
Commissioners Appointed	\$3,738.00	\$3,738.00	\$3,738.00
Professionals	\$0.00	\$0.00	\$0.00
All Others	\$249,190.00	\$254,898.00	\$256,974.00
General Expenses	\$307,439.00	\$334,189.00	\$339,189.00
Capital Outlay	\$25,000.00	\$70,000.00	\$305,000.00
Capital Assessment	\$50,000.00	\$50,000.00	\$50,000.00
UPWPAD	\$827,412.00	\$883,287.00	\$932,143.00
<b>Operating Budget</b>	<b>\$ 1,462,779.00</b>	<b>\$ 1,596,112.00</b>	<b>\$1,887,044.00</b>
<b>Sewer Stbilization</b>	<b>\$ 50,000.00</b>	<b>\$ 50,000.00</b>	<b>\$ 50,000.00</b>
<b>Sewer Project Rte 146 upgrade</b>	<b>\$ 400,000.00</b>	<b>\$ -</b>	<b>\$ -</b>
<b>Elmwod St. Pump Station</b>		<b>\$ 700,000.00</b>	<b>\$ -</b>
<b>Capital Improvements/Articles</b>	<b>\$ 450,000.00</b>	<b>\$ 750,000.00</b>	<b>\$ 50,000.00</b>
Debt Service	\$122,601.00	\$122,887.00	\$122,738.00
Debt Service-New Project	\$829,176.00	\$829,175.00	\$829,175.00
Indirect Costs	\$320,883.00	\$320,679.00	\$330,244.32
<b>Subtotal Indirect Costs</b>	<b>\$ 1,272,660.00</b>	<b>\$ 1,272,741.00</b>	<b>\$1,282,157.32</b>
<b>Grand Total-Expenditures</b>	<b>\$ 3,185,439.00</b>	<b>\$ 3,618,853.00</b>	<b>\$3,219,201.32</b>
<b>Revenues (to be Raised)</b>			
TAX LIENS REDEEMED	\$ -	\$ -	\$ 15,000.00
PENALTY & INTEREST	\$ 7,500.00	\$ 7,500.00	\$ 10,000.00
COMMITTED INTEREST	\$ 76,209.00	\$ 68,883.00	\$ 61,500.00
UNAPPORTIONED BETTERMENTS	\$ 65,000.00	\$ 65,000.00	\$ 55,000.00
APPORT BETTERMENTS	\$ 129,929.00	\$ 115,000.00	\$ 115,000.00
SEWER INTEREST INCOME	\$ 12,500.00	\$ 8,000.00	\$ 6,000.00
PERMITS & OTHER MISC	\$ 2,500.00	\$ 2,500.00	\$ 6,000.00
Intergovernmental Receipts	\$ 140,000.00	\$ 170,000.00	\$ 200,000.00
<b>Anticipated Receipts</b>	<b>\$ 433,638.00</b>	<b>\$ 436,883.00</b>	<b>\$ 468,500.00</b>
Reserve Debt Service	\$ 4,350.00	\$ 4,570.00	\$ 4,030.00
Reserve Debt Service (prior year missed)	\$ -	\$ -	\$ 6,758.78
Retained Earnings - Articles	\$ 450,000.00	\$ 750,000.00	\$ 50,000.00
Retained Earnings - Rate	\$ 75,000.00	\$ 425,000.00	\$ -
Sewer Stabilization Fund	\$ -	\$ -	\$ -
<b>Other Financing Sources</b>	<b>\$ 529,350.00</b>	<b>\$ 1,179,570.00</b>	<b>\$ 60,788.78</b>
Subtotal Revenues	\$ 962,988.00	\$ 1,616,453.00	\$ 529,288.78
<b>Amount to be raised</b>	<b>\$ 2,222,451.00</b>	<b>\$ 2,002,400.00</b>	<b>\$ 2,689,912.54</b>
<b>Grand Total</b>	<b>\$ 3,185,439.00</b>	<b>\$ 3,618,853.00</b>	<b>\$ 3,219,201.32</b>
Usage Base 7/1-12/31	114,076.00	116,093.00	117,254.00
1/1-6/30	115,632.00	113,531.00	114,894.00
Total Gallons Estimated***	229,708	229,624	232,148
Sewer Rate	\$ 9.68	\$ 8.72	\$ 11.59
Value Increase	\$ 0.73	\$ (0.95)	\$ 2.87
Percentage Increase	8.126%	-9.868%	32.874%
Rate without using Retained Earnings	10.00	10.57	11.59
Percentage increase	8.126%	9.262%	9.610%
Rate with 75,000 Retained Earnings	9.68	10.24	11.26
Percentage Increase	8.126%	5.886%	9.951%

Retained Earnings Certified	157,745.00
Allocated	
Stablization Fund	
Capital project (Article)	-
Rate Reduction	-
Total Allocaton	-
Retained Earnings Balance	<b>157,745.00</b>

**TOWN OF MILLBURY  
PERSONNEL SERVICES**

Fiscal Year: 2017

Department: 440

Account	FY15 Actual	FY16 Budget Approp	FY17 Request	FY17 Manager	FY17 Finance	Notes & Comments
5100 Personnel Services						
Elected	\$ 3,198	\$ 3,738	\$ 3,738	\$ 3,738	\$ -	
Administrative Salaries	\$ -	\$ -	\$ -	\$ -	\$ -	
Other Salaries and Wages	\$ 191,860	\$ 198,746	\$ 209,071	\$ 203,960	\$ -	
Part-time/Seasonal Employees	\$ 6,029	\$ 6,600	\$ 7,200	\$ 7,200	\$ -	
Overtime	\$ 21,050	\$ 36,950	\$ 36,950	\$ 36,950	\$ -	
Fringe Benefits	\$ 1,878	\$ 8,864	\$ 8,864	\$ 8,864	\$ -	
Total Salaries and Wages	\$ 224,015	\$ 254,898	\$ 265,823	\$ 260,712	\$ -	
5200 Purchase of Services	\$ 266,689	\$ 292,189	\$ 292,189	\$ 292,189	\$ -	
5400 Supplies	\$ 38,000	\$ 43,000	\$ 43,000	\$ 43,000	\$ -	
5600 Intergovernmental Charges	\$ 817,300	\$ 883,287	\$ 932,143	\$ 932,143	\$ -	
5700 Other Charges and Expenses	\$ 2,702	\$ 4,000	\$ 4,000	\$ 4,000	\$ -	
5800 Capital Outlay	\$ 22,603	\$ 70,000	\$ 305,000	\$ 305,000	\$ -	Rt. 146 sewer costs
5900 Capital Expense		\$ 50,000	\$ 50,000	\$ 50,000	\$ -	
<b>TOTALS</b>	\$ 1,371,309	\$ 1,597,374	\$ 1,892,155	\$ 1,887,044	\$ -	

Date:

APPROVAL:

Department Head

Elected and Administrative Employees



**Town of Millbury Sewer Department  
Summary of Direct and Indirect Costs**

Sewer Enterprise Fund Budgeted Expenditure FY 2017 (Excludes Debt Service)	1,887,044	
<b>Total General Fund Operating Budget FY2017 (Excluding Debt Service)</b>	<b>38,397,877</b>	4.91%

Departments	Budget	% of Budget	Amount
Dept 123: Town Manager	249,150	10.00%	24,915
Dept 192: Municipal Office Building	47,987	4.91%	2,358
Medicaid - Payroll Tax	297,137	1.45%	395
Dept 135: Finance Director	129,232	10.00%	12,923
Dept 131: Finance Committee	900	4.91%	44
Dept 141: Assessors	116,154	4.91%	5,708
Dept 146: Treasurer/Collector	164,960	15.00%	24,744
Dept 136: Town Audit	30,000	4.91%	1,474
Dept 155: Town Hall Computer Ops	143,640	4.91%	7,059
Medicaid - Payroll Tax	411,246	1.45%	630
Dept 510: Board of Health	44,146	4.91%	2,170
Medicaid - Payroll Tax	44,146	1.45%	31
Dept 400: Public Works Director	96,750	35.00%	33,863
Dept 410: Operations Manager	75,862	45.00%	34,138
Dept 495: Gasoline & Diesel Fuel	137,000	5.40%	7,398
Medicaid - Payroll Tax	172,612	1.45%	986
Dept 423: Snow and Ice	175,000	4.91%	8,600
Dept 151: Legal	150,000	4.91%	7,372
Dept 945: General and Liability Ins	415,000	4.91%	20,395
Dept 912: Workers Comp Insurance	305,000	4.91%	14,989
Dept 913: Unemployment Insurance	40,000	4.91%	1,966
Dept 914: Health Insurance Admin/Inpatient Trust	25,000	4.91%	1,229
Dept 911: Worcester Regional Retirement Assesment	1,513,867	3.00%	45,416
Dept 911: Health Insurance DPW (Director & OPS Manager)	23,757	40.00%	9,503
<b>Total Indirect Costs</b>			<b>268,306</b>
<b>Sewer Department Costs in General Fund</b>			
Health Insurance for Enterprise Fund Employees	58,158	100.00%	58,158
Medicaid Costs for Enterprise Fund Employees	260,712	1.45%	3,780
Life Insurance for Enterprise Fund Employees		100.00%	-
<b>Total Sewer Dept Costs</b>			<b>61,938</b>
<b>Total Direct and Indirect Costs</b>			<b>330,244</b>

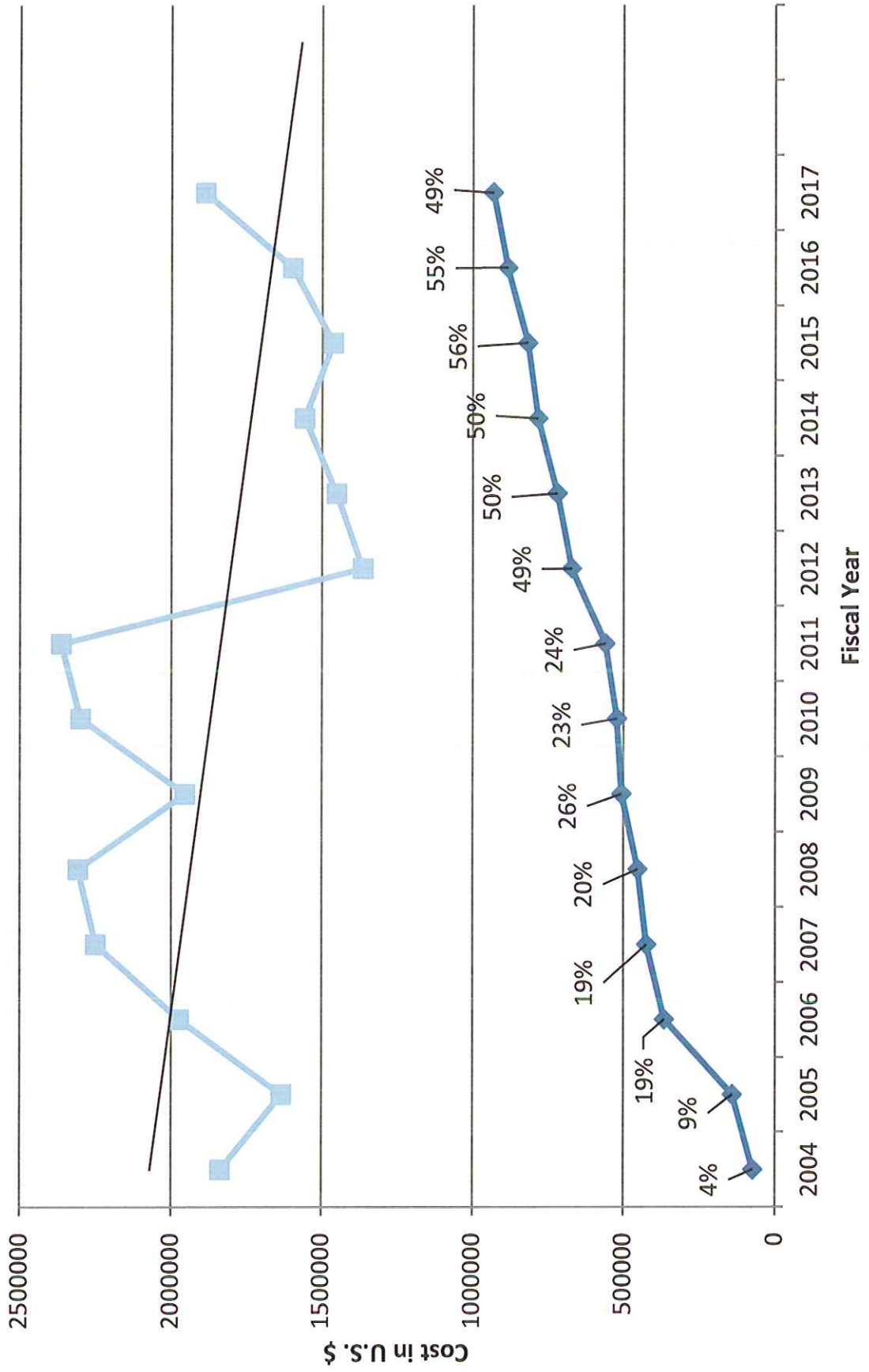
**2016**

Account	Description	Account Type	Budget	YTD Transactions
60.440.4142.00000.0000.465	TAX LIENS REDEEMED	REVENUE	\$0.00	(\$18,266.54)
60.440.4170.00000.0000.466	PENALTY & INTEREST	REVENUE	\$0.00	(\$16,023.60)
60.440.4170.00000.2015.413	COMMITTED INTEREST - 2015	REVENUE	\$0.00	(\$1,280.45)
60.440.4170.00000.2016.413	COMMITTED INTEREST - 2016	REVENUE	\$0.00	(\$70,764.03)
60.440.4240.00000.2014.413	SEWER USE - 2014	REVENUE	\$0.00	(\$523.52)
60.440.4240.00000.2015.413	SEWER USE - 2015	REVENUE	\$0.00	(\$92,543.95)
60.440.4240.00000.2016.413	SEWER USE - 2016	REVENUE	\$0.00	(\$1,779,513.10)
60.440.4242.00000.2014.413	SEWER USE ON REAL ESTATE - 2014	REVENUE	\$0.00	(\$766.07)
60.440.4242.00000.2015.413	SEWER USE ON REAL ESTATE - 2015	REVENUE	\$0.00	(\$12,702.45)
60.440.4242.00000.2016.413	SEWER USE ON REAL ESTATE - 2016	REVENUE	\$0.00	(\$194,393.60)
60.440.4245.00000.0000.413	UNAPPORTIONED BETTERMENTS	REVENUE	\$0.00	(\$57,454.42)
60.440.4245.00000.2015.413	APPORTIONED BETTERMENTS - 2015	REVENUE	\$0.00	(\$2,361.98)
60.440.4245.00000.2016.413	APPORTIONED BETTERMENTS - 2016	REVENUE	\$0.00	(\$132,754.79)
60.440.4730.00000.0000.430	INTERGOVERNMENTAL RECEIP	REVENUE	\$0.00	(\$289,054.57)
60.440.4820.00000.0000.481	SEWER INTEREST INCOME	REVENUE	\$0.00	(\$6,334.38)
60.440.4840.00000.0000.490	PERMITS & OTHER MISC REVENUE	REVENUE	\$0.00	(\$6,300.00)
				(\$2,681,037.45)

**2015**

Account	Description	Account Type	Budget	YTD Transactions
60.440.4142.00000.0000.465	TAX LIENS REDEEMED	REVENUE	\$0.00	(\$58,446.82)
60.440.4145.00000.0000.442	TAX FORECLOSURES	REVENUE	\$0.00	(\$504.00)
60.440.4170.00000.0000.466	PENALTY & INTEREST	REVENUE	\$0.00	(\$11,571.05)
60.440.4170.00000.2014.413	COMMITTED INTEREST - 2014	REVENUE	\$0.00	(\$2,061.05)
60.440.4170.00000.2015.413	COMMITTED INTEREST - 2015	REVENUE	\$0.00	(\$78,158.90)
60.440.4240.00000.2014.413	SEWER USE - 2014	REVENUE	\$0.00	(\$59,635.04)
60.440.4240.00000.2015.413	SEWER USE - 2015	REVENUE	\$0.00	(\$1,855,671.28)
60.440.4242.00000.2012.413	SEWER USE ON REAL ESTATE - 2012	REVENUE	\$0.00	(\$90.81)
60.440.4242.00000.2013.413	SEWER USE ON REAL ESTATE - 2013	REVENUE	\$0.00	(\$76.09)
60.440.4242.00000.2014.413	SEWER USE ON REAL ESTATE - 2014	REVENUE	\$0.00	(\$10,684.99)
60.440.4242.00000.2015.413	SEWER USE ON REAL ESTATE - 2015	REVENUE	\$0.00	(\$184,776.02)
60.440.4245.00000.0000.413	UNAPPORTIONED BETTERMENTS	REVENUE	\$0.00	(\$103,052.50)
60.440.4245.00000.2014.413	APPORTION BETTERMENTS - 2014	REVENUE	\$0.00	(\$2,970.89)
60.440.4245.00000.2015.413	APPORTION BETTERMENTS - 2015	REVENUE	\$0.00	(\$137,217.91)
60.440.4730.00000.0000.430	INTERGOVERNMENTAL RECEIP	REVENUE	\$0.00	(\$149,309.91)
60.440.4820.00000.0000.481	SEWER INTEREST INCOME	REVENUE	\$0.00	(\$8,517.77)
60.440.4840.00000.0000.490	PERMITS & OTHER MISC REVENUE	REVENUE	\$0.00	(\$14,193.59)
				(\$2,676,938.62)

# Millbury Sewer Budget trend versus UBWPAD Apportionment





**Town of Millbury**  
**DEPARTMENT OF PUBLIC WORKS**

MUNICIPAL OFFICE BUILDING  
 127 Elm Street - MILLBURY, MA 01527-0632  
 Tel. 508-865-9143 - Fax: 508-865-0843

ROBERT D. McNEIL III, P.E., Director  
 rmcneil@townofmillbury.net

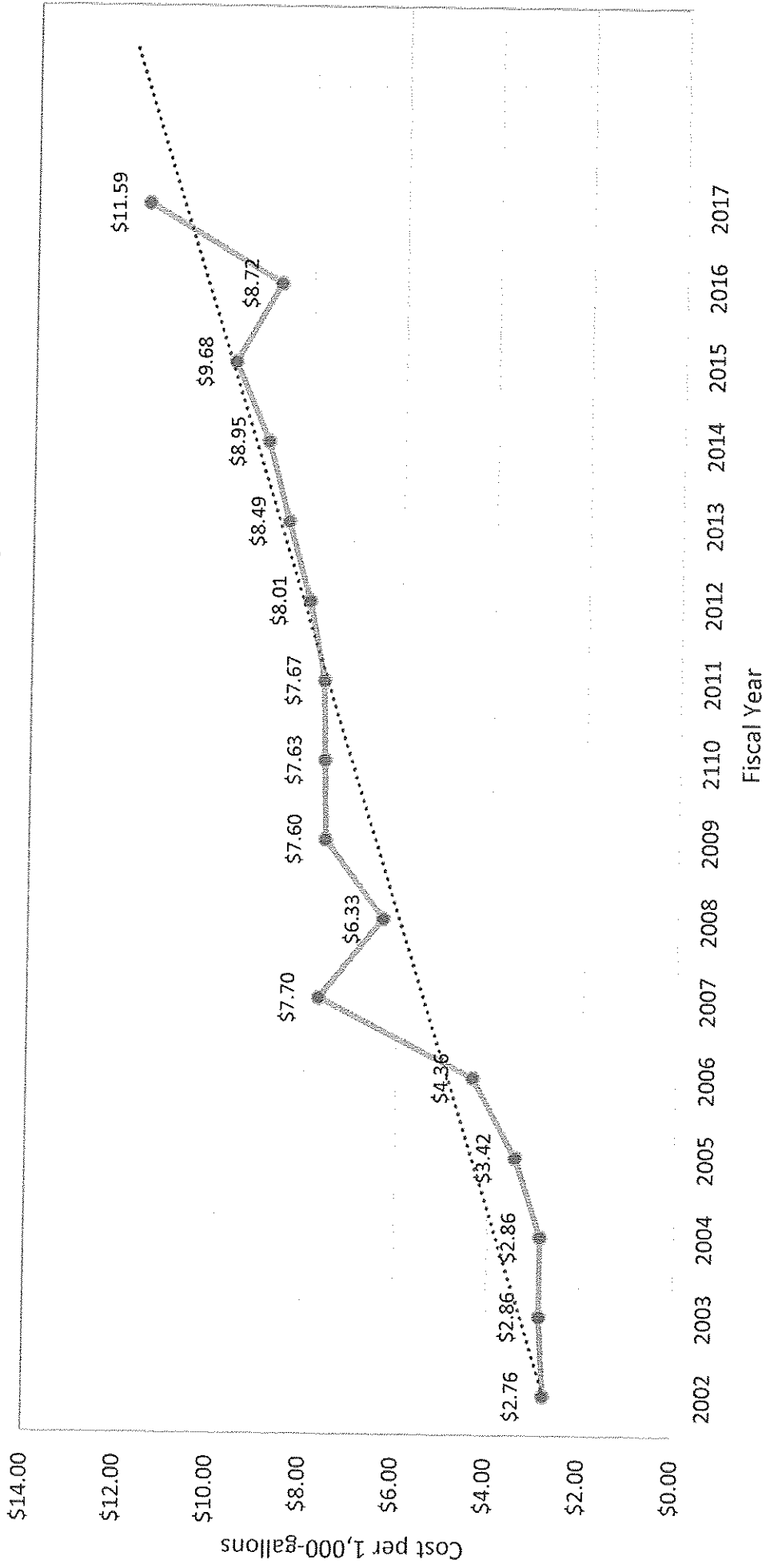
Sewer Division  
 Fiscal/Annual/Monthly Flow Report  
 Historical Analysis

REVISED: 3-Aug-16  
 REVISED BY: R. McNeil

Fiscal Year	Total Flow (MG)	3-Year Average (MG)	Adjusted Flow w/ 1.25 MG Annual Credit*	UBWPAD Net Treatment Cost (\$/K gallons)	UBWPAD Rate Change (%)	Actual Annual Apportionment (\$)	Millbury Apportionment Change (%)	Millbury Sewer Enterprise Budget	UB % of total sewer budget	Millbury Sewer Rate (\$/gal)	Millbury Sewer Rate Change (%)
2004	407.451	-	250.000	\$0.293		\$73,362	n/a	\$ 1,837,194	4%	\$2.86	n/a
2005	467.132	-	250.000	\$0.566		\$141,490	92.9	\$ 1,633,509	9%	\$3.42	19.6
2006	471.865	448.816	448.189	\$0.817	3.0	\$366,126	158.8	\$ 1,973,670	19%	\$4.36	27.5
2007	486.785	475.261	475.362	\$0.893	104.0	\$424,290	15.9	\$ 2,249,178	19%	\$7.70	76.6
2008	501.033	486.561	486.561	\$0.932	49.0	\$453,661	6.9	\$ 2,307,787	20%	\$6.33	-17.8
2009	453.751	480.523	479.273	\$1.057	24.0	\$506,552	11.7	\$ 1,953,736	26%	\$7.60	20.1
2010	431.562	462.115	460.865	\$1.131	5.0	\$521,041	2.9	\$ 2,299,396	23%	\$7.63	0.4
2011	459.411	448.241	446.991	\$1.253	8.5	\$559,898	7.5	\$ 2,363,048	24%	\$7.67	0.5
2012	500.861	463.945	462.695	\$1.450	4.9	\$670,986	17.1	\$ 1,364,307	49%	\$8.01	4.4
2013	438.821	466.364	465.114	\$1.546	10.0	\$719,019	7.2	\$ 1,451,528	50%	\$8.49	6.0
2014	488.420	476.034	474.784	\$1.649	6.3	\$783,062	8.9	\$ 1,558,058	50%	\$8.95	5.4
2015	435.218	454.153	452.903	\$1.805	3.0	\$817,300	4.4	\$ 1,462,779	56%	\$9.68	8.2
2016	417.610	447.083	445.833	\$1.981	6.9	\$883,287	8.1	\$ 1,597,374	55%	\$8.72	-9.9
2017	401.343	418.057	416.807	\$2.236	8.1	\$932,143	5.5	\$ 1,887,044	49%	\$11.59	32.9
2018											
2019											
2020											
2021											

\* Note: Records show that the annual 1.25 million gallon flow credit started with the Fiscal Year budget for 2009 and Millbury began apportionment payments in fiscal 2004

# Millbury Sewer Rate History



508-769-2927  
Naila Daher

**MILLBURY DEPARTMENT OF PUBLIC WORKS  
SEWER COMMISSION  
127 ELM STREET  
MILLBURY, MA 01527  
(508) 865-9143  
FAX (508) 865-0853**

## APPLICATION FOR ABATEMENT

Sewer Use Charge

Any application for abatement must be filed in writing with the Board of Sewer Commissioners within six months of the date of the Statement of Utility Charges

To the Board of Sewer Commissioners.

NAME OF APPLICANT Naila Daher  
MAILING ADDRESS 64 Wheelock Avenue  
(Only if different from Service Address)

REASON FOR ABATEMENT See attached documentation

SUBSCRIBED THIS 25th day of 07-16, UNDER THE PENALTIES OF PERJURY.

Signatures of Applicant Naila Daher

Account Number (s) 6761248  
Service Address (es) 64 Wheelock Avenue  
Amount of Bill \$ 810.96  
Amount of Abatement \$ 366.24  
Abated to \$ 444.72

APPROVED BY:

[Signature]  
[Signature]  
[Signature]  
SEWER COMMISSIONERS

STREET NUMBER STREET	AMOUNT OF BETTERMENT
3 Autumn Gate Cir	\$5,000.00
4 Autumn Gate Cir	\$5,000.00
5 Autumn Gate Cir	\$5,000.00
6 Autumn Gate Cir	\$5,000.00
7 Autumn Gate Cir	\$5,000.00
8 Autumn Gate Cir	\$5,000.00
9 Autumn Gate Cir	\$5,000.00
10 Autumn Gate Cir	\$5,000.00
11 Autumn Gate Cir	\$5,000.00
12 Autumn Gate Cir	\$5,000.00
13 Autumn Gate Cir	\$5,000.00
14 Autumn Gate Cir	\$5,000.00
15 Autumn Gate Cir	\$5,000.00
8 Diana Hill Dr	\$5,000.00
11 Diana Hill Dr	\$5,000.00
1537 Grafton Rd	\$5,000.00
1 Hayward Glen Dr	\$5,000.00
18 Hayward Ln	\$5,000.00
5 Irene Court	\$5,000.00
6 Irene Court	\$5,000.00
7 Irene Court	\$5,000.00
8 Irene Court	\$5,000.00
9 Irene Court	\$5,000.00
10 Irene Court	\$5,000.00
11 Irene Court	\$5,000.00
12 Irene Court	\$5,000.00
13 Irene Court	\$5,000.00
20 Irene Court	\$5,000.00
21 Irene Court	\$5,000.00
24 Irene Court	\$5,000.00
16 Maplewood Rd	\$5,000.00
1 Momin Dr	\$5,000.00
1 Nightview Pl	\$5,000.00
2 Nightview Pl	\$5,000.00
3 Nightview Pl	\$5,000.00
4 Nightview Pl	\$5,000.00
5 Nightview Pl	\$5,000.00
6 Nightview Pl	\$5,000.00
7 Nightview Pl	\$5,000.00
8 Nightview Pl	\$5,000.00
9 Nightview Pl	\$5,000.00
10 Nightview Pl	\$5,000.00
11 Nightview Pl	\$5,000.00
12 Nightview Pl	\$5,000.00

14 Nightview Pl	\$5,000.00
16 Nightview Pl	\$5,000.00
18 Overlook Ave	\$5,000.00
25 Rogers St	\$5,000.00
12 Shore Terrace	\$5,000.00
1 Skyview Drive	\$5,000.00
2 Skyview Drive	\$5,000.00
3 Skyview Drive	\$5,000.00
4 Skyview Drive	\$5,000.00
5 Skyview Drive	\$5,000.00
TOTAL	\$270,000.00





## Town of Millbury Department of Public Works

MUNICIPAL OFFICE BUILDING • 127 ELM STREET • MILLBURY, MA 01527 Tel. 508 / 865-9143 • Fax: 508 / 865-0843

Robert D. McNeil, III, P.E. • Director  
rmeneil@townofmillbury.net

August 4, 2016

FOR IMMEDIATE RELEASE

**RE: Elmwood Street Sewer Pump Station - Commissioning**



*Commissioning of the Elmwood Street Sewer Pump Station attended by Ron Ferraiuolo (Ricciardi Bros., Inc.), Jamie Piscitelli (Millbury DPW – Sewer Lead), Bernie Plante (Interim Town Manager), and Robert McNeil III, (Director of Public Works). (Photo by: Edd Cote)*

**MILLBURY** - Local officials recently attended a brief ceremony to mark the commissioning of the Elmwood Street Sewer Pump Station located on the campus of Elmwood Street School in Millbury, MA. The new sewer pump station utilizes submersible pump technology and replaced the original pneumatic pump station built in 1974. The project was designed by Onsite Engineering, Inc. from Franklin, MA and was constructed by Ricciardi Bros., Inc. from Worcester, MA. Construction was completed under budget at \$582,000 and is expected to provide many years of service to Elmwood Street School, Shaw School, and to the residents of Cyndi Lane and Nicole Drive.