

# Franklin Mayor's Task Force 3<sup>rd</sup> Annual Celebration

March 13, 2014

Franklin Mayor's  
**DRUG TASK FORCE**



*Turning on the Power of Prevention  
in the Franklin-Hill Community*



# Agenda

- Welcome and Introductions
  - Presentation
  - Break and Food
  - Discussion and Wrap-up
-

# Welcome and Introductions

- Your name
- Affiliation with Franklin
- In one sentence, what brought you here tonight?



# The Pond

- Public health approach to prevention
- The strategies and coalition members are the “Ripples”



# Brief History

## – Major Accomplishments

- 4<sup>th</sup> Fiscal Year of DFC grant
- Coalition Development
- Focus on Environmental Strategies to Reduce Use
  - Policy
  - Youth leaders who influence school climate
  - Reducing availability of substances
  - Raising Community awareness (signage, clean-up)

A serene landscape of a calm lake reflecting the surrounding forested mountains under a hazy sky. The water is still, creating a clear reflection of the green hills and the pale, overcast sky. The overall mood is peaceful and quiet.

# Partnerships



# Partnerships

- Why partnerships are important in prevention
    - Sector representation
    - Various levels of partnership
-



# Partnerships - Strategies

- Monthly meetings
  - Outreach
    - Email updates
    - Newspaper articles
    - Community events
    - Collaboration (cross/integration)
  - Lunch and learns
-



# Partnerships - Outcomes


In your community, with which sector(s) do you most closely identify?		
Answer Options	%	n
Schools (K-12)	31.4%	11
State, local or county government	22.9%	8
National Guard	0.0%	0
Higher Education	0.0%	0
Youth-serving Organization	14.3%	5
Civic organization	14.3%	5
Other community based/social service organization	14.3%	5
Faith Community	11.4%	4
Healthcare/medical	11.4%	4
Substance Abuse Prevention or Treatment	11.4%	4
Law Enforcement/courts	0.0%	0
Media	2.9%	1
Business/Industry	5.7%	2
Youth (<18 years old)	5.7%	2
Young Adult (18-25 years old)	2.9%	1
Parent	25.7%	9
Other (Grandparent)	2.9%	1
	<b>answered question</b>	<b>35</b>
	<b>skipped question</b>	<b>4</b>

# Partnerships - Outcomes

**Table 3: Awareness of Task Force Activities, by Year**

<b>10. Before today, how much have you heard about the following?</b> <i>(Please check the best response)</i>	2011* (I have heard and know a fair amount about it/ know a lot about it) (n) %	2013* (I have heard and know a fair amount about it/ know a lot about it) (n) %	% change** (2011-2013)
The Franklin Mayor's Drug and Alcohol Abuse Task Force.	(14) 43.8%	(30) 46.2%	5.48%
The Drug Free Communities grant awarded to the City of Franklin.	(9) 28.1%	(20) 30.8%	9.61%
National research on marijuana treatment and addiction.	(12) 37.5%	(30) 48.4%	29.07%
Local ordinances that have been passed to decrease the access of drugs and alcohol to youth.	(9) 28.1%	(19) 29.7%	5.69%
The Prescription Drug Take Back Program.	(19) 59.4%	(39) 59.1%	-0.51%

*The percent of those who said I have heard and know a lot or I have heard and know a fair amount about it. The right-most column presents the percent change when comparing 2011 and 2013 survey results.*



Percentage of Franklin students who agree or strongly agree that they feel like they matter to people in their community

---

2009	2011	2013
35.6%	43.8%	41.1%



Stepping it Up!



# Stepping it Up

- Not reinventing the wheel
  - Using strategies that are proven to be effective
  - Making data-driven decisions
-

# Stepping it Up - Strategies

- Affiliation with CADY coalition
  - Tools
  - Insight
- Dover Youth to Youth
  - Evidence-based program for youth empowerment
- Data Collection
  - Off-year HS YRBS
  - MS YRBS
  - Rx Drop Box and Data

# Stepping it Up – Outcomes

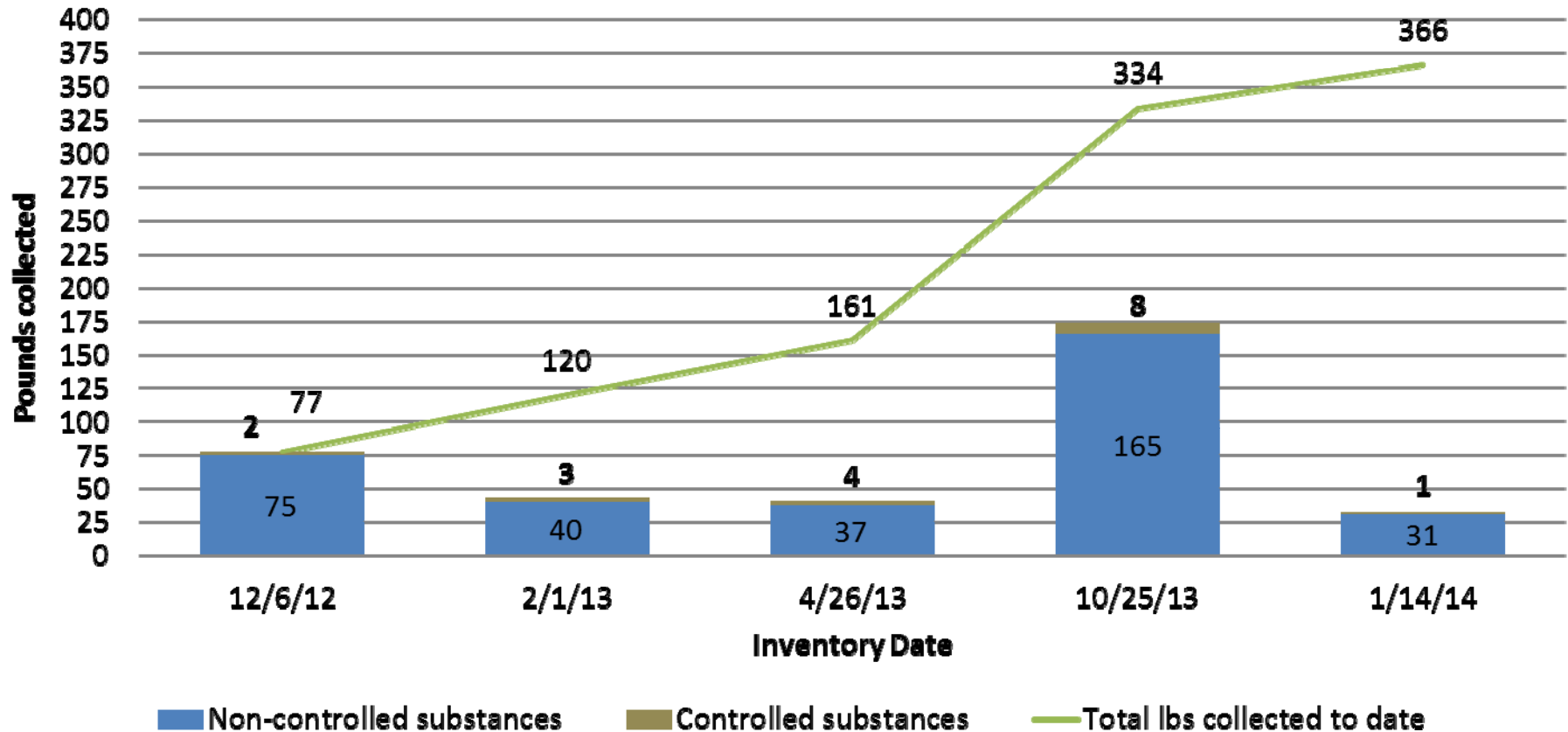
## Reduction in Access to Prescription Drugs

Objective	2009	2011	2013
Ease of Access (Very Easy)	xx	18.9%	14.5%

# Stepping it Up – Outcomes

## Prescription Drug Drop Box Inventory

**Pounds of substances collected through the Franklin Police Department Drop Box**







# Influencing Others




# Influencing Others

- There are no walls between communities
  - Modeling and sharing proves important
-



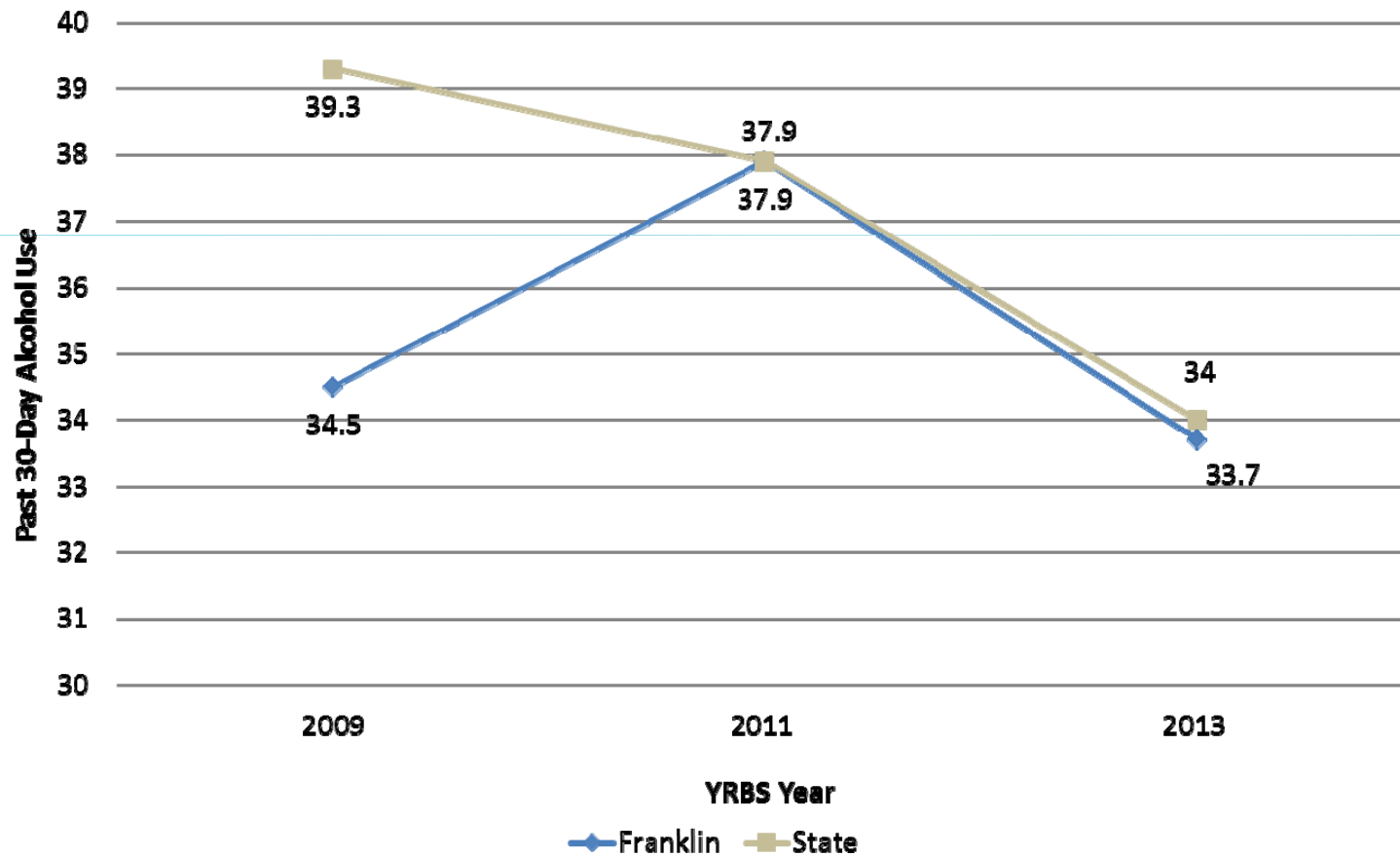
# Influencing Others - Examples

- Policy work
    - K-2 ordinance
  - Reducing Access
    - Drop box/data collection
  - Changing Norms
    - Reputation statewide
-

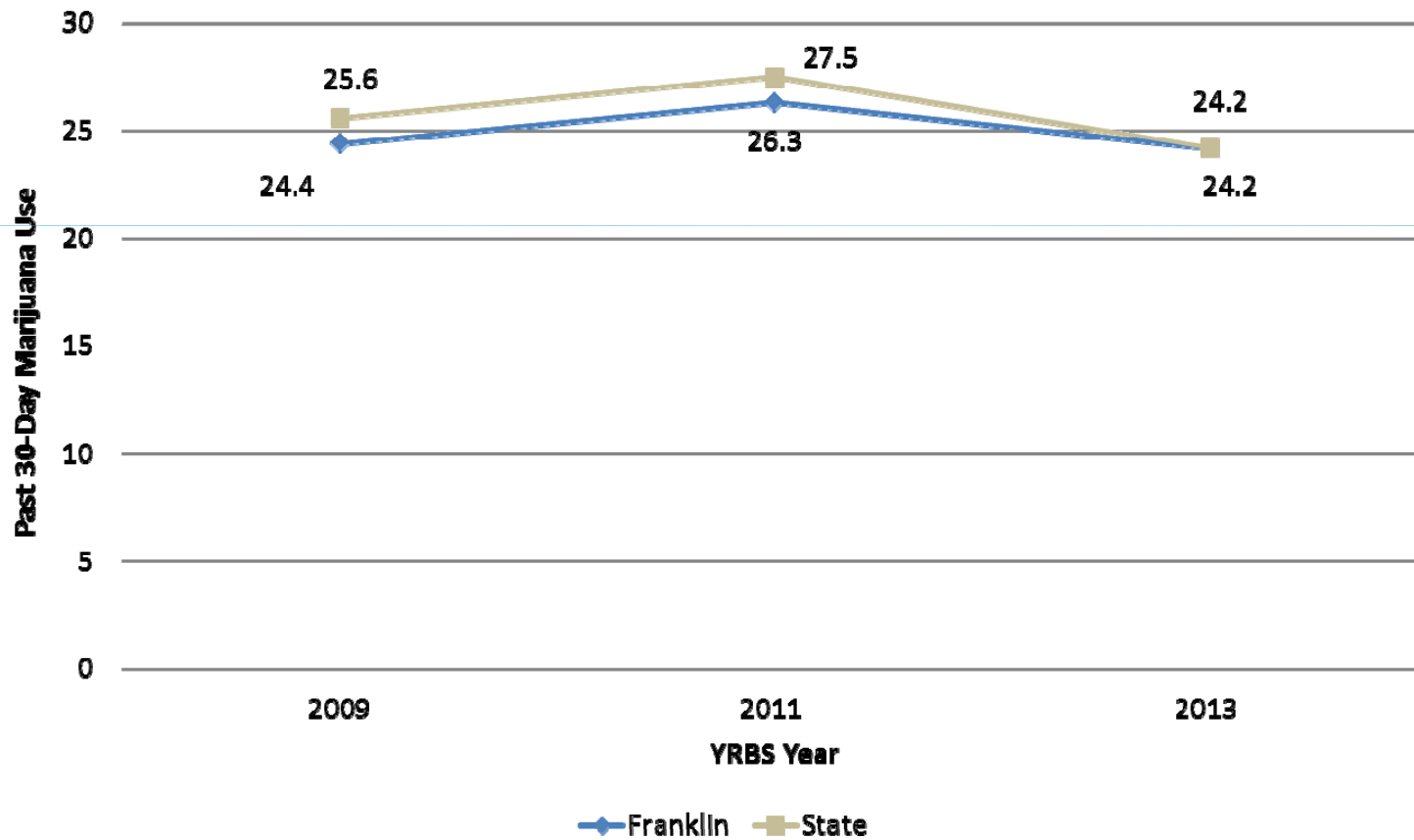
The background of the slide is a soft, teal-colored image of a calm lake reflecting the surrounding misty mountains and dense evergreen forests. The overall atmosphere is serene and natural.

# Trends in Use and Emerging Substances of Concern

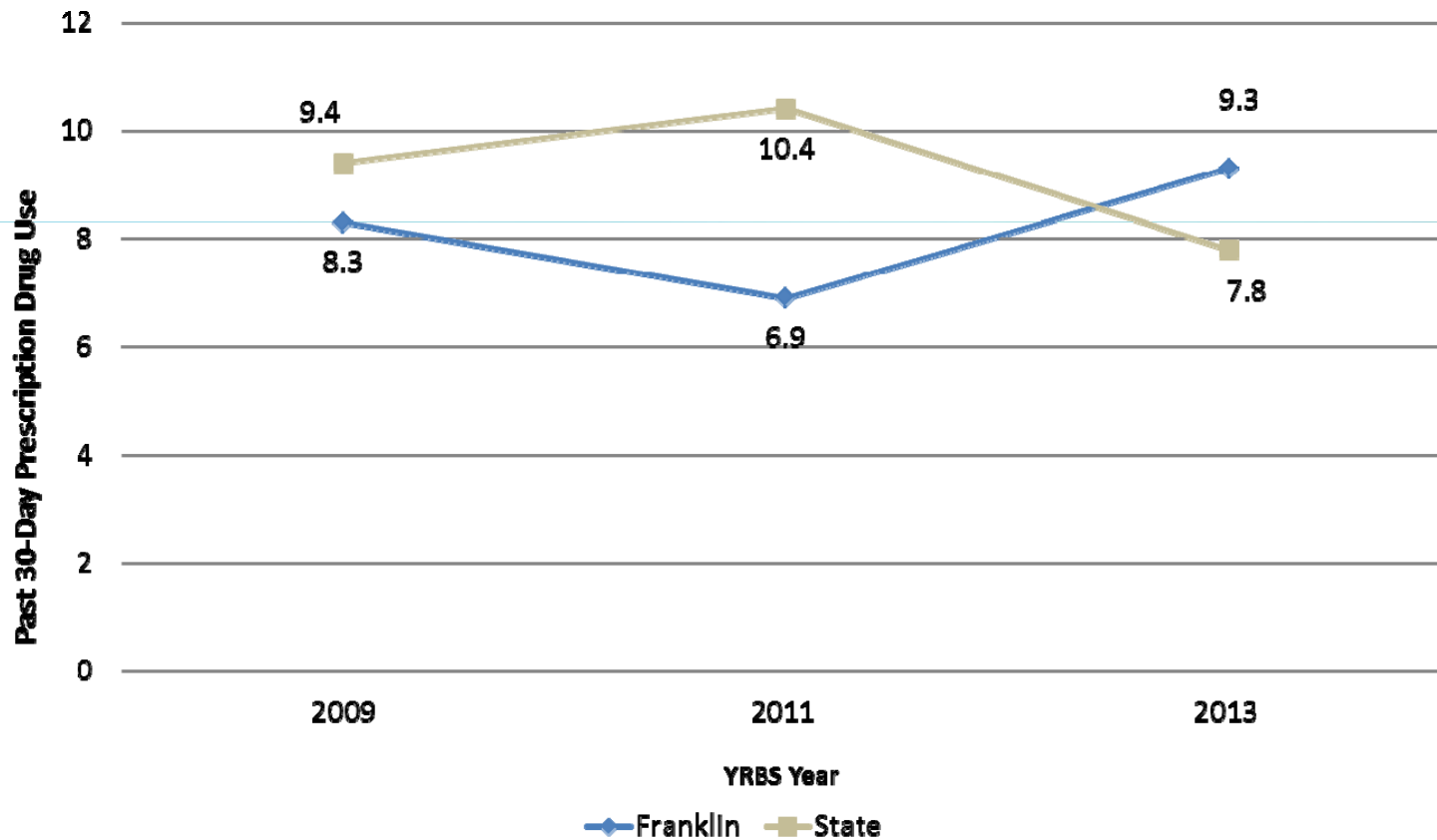
# Percentage of High School Students who Reported Past 30-Day Use of Alcohol



# Percentage of High School Students who Reported Past 30-Day Use of Marijuana



# Percentage of High School Students who Reported Past 30-Day Use of Prescription Drugs





## K2 and Spice Use

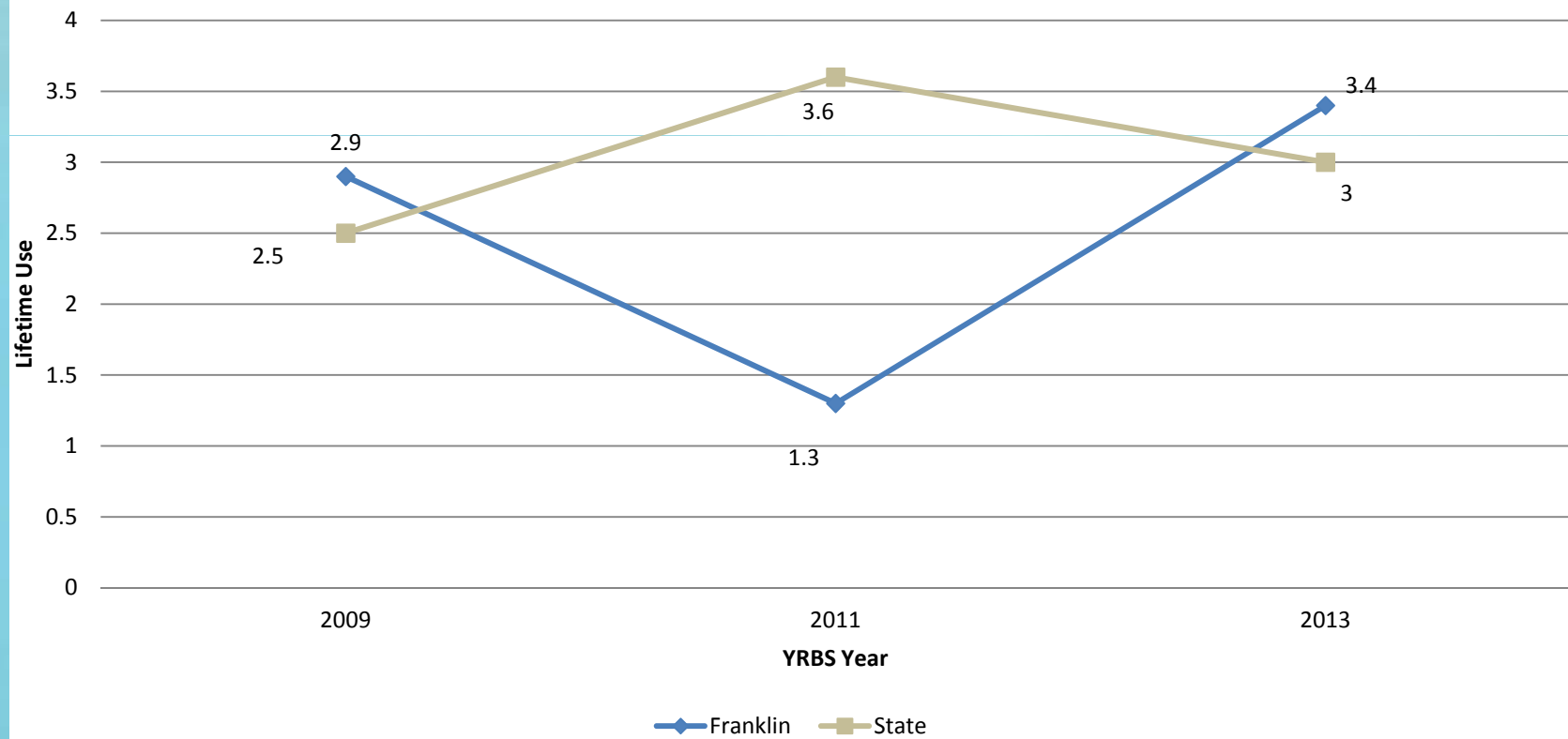
In 2013, **19.1% of Franklin high school** students reported having ever used **synthetic marijuana** compared to 14.1% of high school youth in the state of NH.

---




# Heroin Use

Percentage of High School Students who Reported Using Heroin One or More Times During Their Life



# Break and Get Food



# Discussion



- What have you learned?
  - What questions/concerns do you have about substance use in Franklin?
- 
- What could the coalition be doing better?
  - How can you be involved?

What ripple might your stone  
make?



# Thank you and Contact Us

- Brandy Underwood, Coalition Coordinator

[taskforceinfo@franklinnh.org](mailto:taskforceinfo@franklinnh.org)

998-5337

- Melissa Rizzo, Coalition Chairperson

[mrizzo@lrgh.org](mailto:mrizzo@lrgh.org)

934-2060 ext. 8369

[www.franklinnh.org](http://www.franklinnh.org) and click on link

Franklin Mayor's  
**DRUG TASK FORCE**



*Turning on the Power of Prevention  
in the Franklin-Hill Community*