

2010-11 Town of Falmouth Budget Survey





1. What is your gender?			
		Response Percent	Response Count
Female		45.6%	385
Male		54.4%	460
		<i>answered question</i>	845
		<i>skipped question</i>	29

2. What is your age?			
		Response Percent	Response Count
0-24		0.9%	8
25-34		3.6%	31
35-44		17.9%	155
45-54		30.4%	263
55-64		21.3%	184
65-74		12.7%	110
75+		13.1%	113
		<i>answered question</i>	864
		<i>skipped question</i>	10

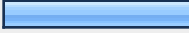



3. Where do you live?			
		Response Percent	Response Count
1. Poplar Ridge/Highland Lake		6.6%	57
2. Leighton Hill/Brookside		9.0%	78
3. Hurricane Valley		3.1%	27
4. Falmouth Center		12.5%	108
5. Woodville		10.3%	89
6. Falmouth Corners		15.9%	137
7. Pleasant Hill		8.1%	70
8. Falmouth Foreside		34.4%	297
		<i>answered question</i>	863
		<i>skipped question</i>	11

4. How long have you lived in Falmouth?			
		Response Percent	Response Count
Less than 1 year		2.8%	24
1-5 years		15.4%	132
5-10 years		17.9%	153
10-25 years		60.3%	517
Not applicable		3.6%	31
		<i>answered question</i>	857
		<i>skipped question</i>	17

5. Please select the preferred level of service for METRO Route #7 bus service provided by the Town. Background: METRO Bus Route #7 runs from downtown Portland to various Falmouth locations, including Wal-Mart, Shops at Falmouth Village, Shaw's, Johnson Road, Town Landing Market, OceanView, and Falmouth-by-the-Sea. The bus runs once per hour Monday through Saturday, from 6:30 AM to 7:25 PM. One way fares cost \$1.25; seniors pay \$0.60. Free rides are available through participating merchants.

		Response Percent	Response Count
Maintain current METRO service (no change in funding)		32.0%	274
Reduce METRO service to Route One only (estimated savings \$50,000/year)		23.7%	203
Eliminate METRO bus service (estimated savings \$105,000/year beginning 2012)		35.1%	300
Don't know/No opinion/Am not aware of this service		9.1%	78
Please add any comments you have about this service			225
answered question			855
skipped question			19

6. Please select the preferred level of service for open space acquisition activities by the Town. Background: In November 2007, Falmouth voters approved 5 million dollars over ten years to fund the acquisition of open space following recommendations from the Council-adopted Open Space Plan. Such open space acquisition is aimed at land preservation, passive recreation, trails, and wildlife, watershed, and rural character protection.

		Response Percent	Response Count
Maintain current open space funding at \$280,000/year		28.5%	245
Decrease open space funding to \$100,000/year (savings \$180,000/year)		33.6%	289
Do not fund any open space acquisition activities (savings \$280,000/year)		36.0%	310
Don't know/No opinion/Am not aware of this service		2.0%	17
Please add any comments you have about this service			174
<i>answered question</i>			861
<i>skipped question</i>			13




7. Please select the preferred level of service for local public safety dispatching services provided through the Falmouth Police Station. Background: The dispatch center answers calls for service, including 9-1-1 calls, for the Police, Fire and EMS departments (24,490 calls in 2009) and dispatches the appropriate emergency response. The center monitors security cameras and alarms for all municipal and school facilities and serves as the Emergency Operations Center for the community. On-duty dispatchers also handle all walk-in traffic and serve as records clerks for the department. Assigning dispatch services elsewhere would result in the closing of the Police Station on weekends and evenings, elimination of local programs such as the Reassurance program for senior citizens, as well as the elimination of security camera monitoring.

		Response Percent	Response Count
Keep dispatch services in Falmouth		67.3%	578
Assign dispatch services to another town or to County government (estimated savings \$50,000-100,000)		27.8%	239
Don't know/No opinion/Am not aware of this service		4.9%	42
Please add any comments you have on this service			125
answered question			859
skipped question			15

8. Please select the preferred level of service for curbside trash and recycling services provided by the Town. Background: Falmouth has a “pay-per-bag” trash collection system. While the cost of disposing of trash is covered by the sale of yellow bags, weekly curbside trash collection is paid for through property taxes. Recyclables, such as paper, plastic, metal and glass, are collected bi-weekly at curbside. Property taxes pay for collection and there is no charge for disposal. Property taxes also pay to haul recyclables in drop-off containers, known as "silver bullets," from three Falmouth locations.

		Response Percent	Response Count
Keep current weekly trash and bi-weekly recycling services		49.8%	424
Eliminate curbside recycling, while retaining "silver bullet" drop-off containers (estimated savings \$150,000)		34.0%	289
Eliminate all Town-provided curbside trash and recycling collection, but maintain the "silver bullet" drop-off containers. Residents would pay private haulers to collect trash or take their trash to the Woods Road Transfer Station (estimated savings \$150,000-\$200,000)		15.4%	131
Don't know/No opinion/Am not aware of this service		0.8%	7
Please add any comments you have on this service			157
answered question			851
skipped question			23

9. Please select the preferred level of service for the Woods Road Transfer Station, the Town facility where one can dispose of bulky wastes, brush, and other materials. Background: Residents who have a \$5 permit may bring waste oil, gas, antifreeze; water-based paint; cardboard; recyclables; leaves and brush (residential); compact fluorescent light bulbs; wood pallets; metal; cell phones and rechargeable batteries at no charge to the Woods Road Transfer Station. Items such as computer equipment, appliances, TV's, propane tanks, car batteries, tires, commercial brush and leaves, fluorescent lights and bulky waste may also be brought there for a charge of \$5 or \$10. If the Transfer Station is closed, there would be no leaf pick-up by the Town and the Bargain Barn would be eliminated. Residents could take recyclables, hazardous materials and electronic waste, etc. to the Riverside Recycling Facility in Portland.

		Response Percent	Response Count
Maintain the Woods Road Transfer Station		82.4%	709
Close the Woods Road Transfer Station and direct residents to use the Riverside Recycling Facility in Portland (estimated savings \$50,000)		14.5%	125
Don't know/No opinion/Am not aware of this service		3.0%	26
Please add any comments you have on this service			136
answered question			860
skipped question			14

10. Please rank the Town services listed below from most important (1) to least important (6). Note: Only one response per column is permitted. No joint or even ranking of services is possible.





	1 (= most important)	2	3	4	5	6 (= least important)	Response Count
Maintain METRO bus services in Falmouth.	8.0% (57)	5.3% (38)	9.8% (70)	10.8% (77)	22.8% (162)	43.2% (307)	711
Maintain open space acquisition funding.	10.7% (78)	8.8% (64)	11.2% (81)	16.9% (123)	26.2% (190)	26.2% (190)	726
Maintain local public safety dispatching services.	40.2% (296)	15.5% (114)	14.0% (103)	14.5% (107)	8.4% (62)	7.5% (55)	737
Maintain curbside trash collection	23.6% (170)	33.1% (238)	21.6% (155)	11.7% (84)	7.9% (57)	2.1% (15)	719
Maintain curbside recycling collection.	6.9% (51)	15.9% (118)	23.0% (170)	22.6% (167)	18.1% (134)	13.5% (100)	740
Maintain the Woods Road Transfer Station.	16.5% (128)	21.9% (170)	20.0% (155)	17.8% (138)	13.0% (101)	10.7% (83)	775
Please add any comments you have							71
answered question							810
skipped question							64

11. Would you accept an increase in property taxes to avoid eliminating any of the Town services listed below? As a frame of reference, estimated annual property tax amounts are provided for a \$400,000 home. Please check all that apply.

	Yes	No	Don't know/No opinion	Response Count
Maintain the METRO bus service in Falmouth (\$21)	28.5% (242)	66.9% (567)	4.6% (39)	848
Maintain open space acquisition funding (\$58)	30.6% (258)	64.1% (540)	5.2% (44)	842
Maintain local public safety dispatching services (\$12-20)	65.2% (555)	30.8% (262)	4.0% (34)	851
Maintain curbside trash collection (\$0-12)	72.3% (610)	25.4% (214)	2.4% (20)	844
Maintain curbside recycling collection (\$32)	37.4% (316)	59.2% (500)	3.3% (28)	844
Maintain the Transfer Station in Falmouth (\$12)	69.9% (592)	26.8% (227)	3.3% (28)	847
	<i>answered question</i>			858
	<i>skipped question</i>			16

12. Do you have any other suggestions you would like the Council to consider in its 2010-11 budget process?

	Response Count
	317
	<i>answered question</i>
	317
	<i>skipped question</i>
	557

13. Do you think this survey was helpful for the Council in setting budget priorities?			
		Response Percent	Response Count
Helpful		57.9%	477
Somewhat helpful		28.5%	235
Not helpful		3.2%	26
Don't know/No opinion		10.4%	86
Please add any comment you have			222
answered question			824
skipped question			50