

INVERT ELEVATION TABLE

	AS-BUILT	DESIGN PLAN
Sepic Tank In	128.14	128.00
Sepic Tank Out	127.89	127.75
Pump Chamber In	127.73	127.65
Biofilter In	128.00	128.53
Biofilter Out	128.37	128.52
Distribution Box In	128.61	128.46
Distribution Box Out	128.44	128.29
Line 1 In	128.23	128.21
Line 2 In	128.23	128.21
Line 3 In	128.22	128.21
Line 4 In	128.26	128.21
Line 5 In	128.30	128.21
Line 6 In	128.30	128.21
Line 7 In	128.30	128.21
Line 8 In	128.30	128.21
Bottom Excavation	123.68	123.67
Groundwater	123.47	123.47
Vertical Separation	4.21'	4.20'

AS-BUILT DIES

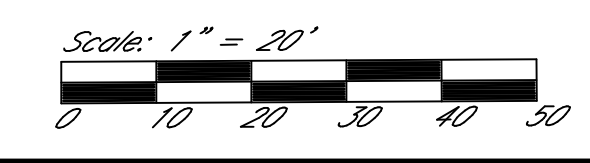


A-O	22.0'	A-P	31.5'
B-O	28.1'	B-P	37.0'
C-O	32.3'	C-P	38.4'
D-O	33.7'	D-P	36.0'
E-O	35.7'	E-P	33.6'
F-O	28.2'	F-P	27.1'
G-O	28.8'	G-P	27.4'
H-O	28.0'	H-P	24.3'
J-P	19.0'	J-P	35.2'
K-P	32.1'	K-P	48.5'
L-P	63.2'	L-P	64.3'
M-P	36.1'	M-P	48.3'
N-P	12.4'	N-P	22.5'

I hereby certify that the Sewage Disposal System constructed by Pearson Construction at 167 Killam Hill Road (Map 16-1-19), Buxford, has been installed in accordance with the provisions of STD CMP 13.00 (Title 5) and the approved design plans-as-built plans with an approved design flow of 600 GPD except for the Waterloo Biofilter US-690 (which is to be certified by Clear Water Industries).

I further certify that the adjacent side slopes meet the breakout requirements of Title 5 and the design plan.

VARIANCES GRANTED FROM THE BOXFORD BOARD OF HEALTH REGULATIONS
 Regulation 2-94 Section 3.B
 Setback distance of soil absorption system to a wetland resource. **REQUIRED 100 FT** **REQUESTED 51'**

Area=2.0 Acres



AS-BUILT PLAN CONSERVATION COMMISSION

Map 16 Block 1 Lot 19
 For: Carol A. Abramo
 167 Killam Hill Road
 Buxford, MA 01521
 978-826-7305

Date: July 29, 2014

By: John J. Decavies
 Danvers Industrial Park
 3 Electronics Avenue
 Danvers, MA 01923
 (978)777-6390